


**BELGARD**<sup>®</sup>  
— HARDSCAPES —

2013 IDEA BOOK



LONG LIVE INSPIRATION



8:35 AM

**WAKE UP WITH BELGARD.** Nothing starts your day out more perfectly than enjoying a few quiet moments in a serene outdoor space made with Belgard pavers and walls. Enjoy a cup of coffee in a setting that will refresh your senses and make your good morning great.







4:05 PM

---

**LAUGH WITH BELGARD.** When you're enjoying an afternoon in your outdoor space, the smiles are wider, the laughs, louder, and the memories, longer. It's time to create the perfect setting for the moments that last a lifetime.





9:20 PM

UNWIND WITH BELGARD. The light may be fading, but the day is far from being over. It's time to gather some friends, kick back and let the worries of the day melt away in the most perfect way possible – your beautiful, new outdoor living space.





# TABLE of CONTENTS

## TIME TO DREAM

- 14 Outdoor Living Rooms
- 18 Outdoor Kitchens
- 22 Driveways and Walkways
- 26 Pool Decks
- 30 Fire Pits and Fireplaces
- 34 Belgard Elements Collection

## TIME TO PLAN

### Pavers | Natural Collection

- 42 Lafitt™ & Mega-Lafitt™ Paver
- 43 Lafitt™ Rustic Slab
- 44 Mega-Arbel® & Mega-Arbel®  
Patio Slab
- 45 Subterra® Stone
- 46 Urbana® Stone

### Pavers | Classic Collection

- 47 Bergerac® & Mega-Bergerac®
- 48 Dublin Cobble®
- 49 Keyloc
- 50 London Cobble™
- 51 Old World Paver™

### Pavers | Transitional Collection

- 52 Aqua Roc™ II
- 53 Drainstone®
- 54 Dublin Domino™
- 55 Eco Dublin®
- 56 Holland Stone
- 57 Lafitt™ Grana Slab
- 58 Turfstone™

### Walls | Natural Collection

- 59 Anglia Edger®
- 60 Belair Wall®

### Walls | Classic Collection

- 61 Celtik® Wall &  
Celtik® Wall Double Sided
- 62 Country Manor®
- 63 Diamond® 9D
- 64 Keystone® Compac & Standard

### Walls | Transitional Collection

- 65 Diamond Pro® &  
Diamond Pro Stone Cut®
- 66 Versa-Lok® Standard and  
Weathered
- 67 Vertica® & Vertica Pro®
- 68 Weston Stone® Universal

### Finishing Touches | Pools

- 69 Aquastyl®
- 70 Bullnose 6" Paver

### Finishing Touches | Kits & Accessories

- 71 Celtik® Wall Pier Kit
- 72 Country Manor® Fire Pit Kit
- 73 Dublin Cobble® Circle  
& Bergerac® Circle
- 74 London Cobble™ Circle
- 75 Sealers, Adhesives and Cleaners

## TIME TO INSTALL

- 78 The Belgard Advantage
- 80 Unparalleled Color  
and Durability
- 83 Why Pavers

## TIME TO ENJOY

- 87 Enjoy It Forever
- 88 Technical Information





10 |

TIME *to* DREAM



XII



*All day. Every day.*

# WE'RE THERE FOR THE MOMENTS THAT LAST

---

TO CREATE LASTING MEMORIES, YOU HAVE TO START WITH A PRODUCT THAT LASTS. AND THAT'S EXACTLY WHAT WE HAVE DONE. WE'VE BUILT OUR REPUTATION ON AN UNCOMPROMISING LEVEL OF QUALITY AND CRAFTSMANSHIP. BELGARD® SETS THE STANDARD FOR HARDSCAPES WITH A REMARKABLE NATURAL LOOK AND FEEL THAT'S UNRIVALED IN THE INDUSTRY. WE CONTINUALLY STRIVE TO OFFER INNOVATIVE PRODUCTS WITH ENDLESS STYLES, SHAPES, COLORS AND TEXTURES. SO NO MATTER IF YOU'RE CREATING AN OUTDOOR LIVING ROOM, KITCHEN, DRIVEWAY, POOL DECK, FIRE PIT OR SOMETHING ELSE ENTIRELY, YOU'RE SURE TO FIND A BELGARD COLLECTION THAT FITS YOUR LIFESTYLE.

*It's time to dream.*



*It's time for an*  
**OUTDOOR LIVING ROOM**

---

1





TIME to DREAM

## OUTDOOR LIVING ROOMS

---



When you create an outdoor living room, you can be sure it will not only be filled with life, but with moments that last a lifetime. Host an impromptu dinner party, invite the neighbors over, or just spend some quality time with your family. No matter what, your Belgard Hardscapes' outdoor living room – complete with fresh air, sunshine, lush greenery and all the amenities – will be your new favorite room.







*It's time for an*  
**OUTDOOR KITCHEN**

2



TIME to DREAM

## OUTDOOR KITCHENS




Imagine an outdoor kitchen so captivating and stunning that it becomes as inviting as your indoor kitchen. This dream can be a beautiful reality with a custom cooking area built right into your backyard patio. No matter if you're planning a simple kitchen space or a backyard bar and grill oasis, there's a Belgard paver and wall collection that will perfectly complement your style and take your culinary experience to a whole new level.









*It's time for*  
DRIVEWAYS AND WALKWAYS

---

3





TIME to DREAM

## DRIVEWAYS AND WALKWAYS

---



Only Belgard pavers can transform a driveway or walkway into a first impression that truly lasts. Whether through classic patterns recalling cobblestone streets or textures with the rugged look of ancient Roman cut stone, your curb appeal will be undeniably welcoming. Elegant beauty is only half the story; our pavers are durable and tough. They will perform without question during winter's chill or summer's heat. Your grand entrance awaits.







*It's time for a*  
POOL DECK

---

4



TIME to DREAM

## POOL DECKS

---



When designing the perfect outdoor setting for life's beautiful moments, look no further than Belgard pavers. With limitless shapes, colors and textures, you can surround your pool with endless style and ultimate function. In fact, our pavers provide a beautiful and comfortable walking area with maximum drainage for a safe, nonslip surface – even when wet.







30 |



*It's time for*  
**FIRE PITS AND FIREPLACES**

---

5



32 |



TIME to DREAM

## FIRE PITS AND FIREPLACES

---

5

Nothing brings good friends and good times together like a fireplace or fire pit designed by Belgard. No matter if you're having a laughter-filled marshmallow roast or a romantic evening for two, Belgard fire pits and fireplaces create a stunning ambiance unlike any other.

The best part? Since they're created with the most durable, temperature-resistant materials available, you can enjoy evenings by the hearth year-round for decades to come.







*It's time for*  
BELGARD ELEMENTS

---

TIME to DREAM

CREATE YOUR OWN CUSTOM-BUILT  
OUTDOOR ROOM

36 |

Creating the perfect custom-built outdoor living space is even easier than you think with Belgard Elements, pre-built modular hardscape components designed to mix and match seamlessly with our pavers and walls. The modular nature allows you the option of having elements installed all at once or in phases. And their beauty and durability allow you to enjoy them season after season.




BRISTOL FIREPLACE IN BRISTOL BEIGE BODY AND ASHBURY HAZE ACCENTS



NOTTINGHAM BRICK OVEN IN GASCONY TAN BODY AND COTSWOLD MIST ACCENTS



WEXFORD BRICK OVEN IN GASCONY TAN BODY AND GASCONY TAN ACCENTS



BRISTOL BRICK OVEN IN GASCONY TAN BODY AND ASHBURY HAZE ACCENTS

## BELGARD ELEMENTS

.....

EACH "ELEMENT" IS  
PRE-BUILT AND READY  
TO INSTALL QUICKLY  
AND EASILY



BRIGHTON FIREPLACE IN COTSWOLD MIST BODY AND ASHBURY HAZE ACCENTS





TIME to PLAN





*Our Pavers and Walls*  
**YOUR DREAM COME TRUE**

EVERY PERSON – AND HOME – HAS A DISTINCT STYLE. LET THE FOLLOWING

PAGES INSPIRE YOU OR VISIT BELGARD.BIZ TO FIND YOUR STYLE.

*It's time to start.*

**NATURAL COLLECTION**

With uneven contours that create a more organic appearance similar to natural cut stone, our natural collection is as beautiful as it is popular.

Lafitt™ & Mega-Lafitt™ Paver  
Lafitt™ Rustic Slab  
Mega-Arbel® & Mega-Arbel® Patio Slab  
Subterra® Stone  
Urbana® Stone  
Anglia Edger®  
Belair Wall®

**CLASSIC COLLECTION**

This is the traditional Belgard style. Characterized by softly rounded corners with either a gently distressed or smooth finish, this collection is anything but ordinary.

Bergerac® & Mega-Bergerac®  
Dublin Cobble®  
Keyloc  
London Cobble™  
Old World Paver™  
Celtik® Wall  
Celtik® Wall Double Sided  
Country Manor®  
Diamond® 9D  
Keystone® Compac & Standard

**TRANSITIONAL COLLECTION**

For every taste there is a paver or wall in this versatile collection that matches perfectly. Put your distinct style on display in your outdoor space.

Aqua Roc™ II  
Drainstone®  
Dublin Domino™  
Eco Dublin®  
Holland Stone  
Lafitt™ Grana Slab  
Turfstone™  
Diamond Pro® &  
Diamond Pro Stone Cut®  
Versa-Lok® Standard and Weathered  
Vertica® & Vertica Pro®  
Weston Stone® Universal

**FINISHING TOUCHES**

From pool copings to stair treads to fireplace kits and more, Belgard has the perfect finishing touches every outdoor living space needs.

Aquastyl®  
Bullnose 6" Paver  
Celtik® Wall Pier Kit  
Country Manor® Fire Pit Kit  
Dublin Cobble® Circle &  
Bergerac® Circle  
London Cobble™ Circle  
Sealers, Adhesives and Cleaners

PAVERS

# LAFITT™ & MEGA-LAFITT™ PAVER

NATURAL TEXTURE, INCREDIBLE DURABILITY

NATURAL COLLECTION

Lafitt and Mega-Lafitt feature the most natural-looking texture available in a modular paver. These pavers combine the look and feel of a cut flagstone with the strength and long-term durability customers expect from Belgard. Modular shapes allow for ample design flexibility. Mega-Lafitt has larger proportions than Lafitt and an 80mm height. Lafitt is 60mm.



## COLORS

- A. Amaretto
- B. Brookstone
- C. Danville Blend
- D. Delaware Blend
- E. Sable Blend





Actual color and size may vary. To assure your total satisfaction, request samples of the style and color you're interested in.

PAVERS

LAFITT™ RUSTIC SLAB  
CLASSIC STYLE PAIRED WITH MODERN DURABILITY

NATURAL COLLECTION

Lafitt Rustic Slab features the look and texture of cut slate combined with the lasting strength and staying power that are hallmarks of Belgard pavers. Three shapes allow for a wide variety of design options, giving homeowners the ability to create eye-catching patios, walkways and more, with a natural slate appearance.



- A. Amaretto
- B. Brookstone
- C. Danville Blend
- D. Delaware Blend
- E. Sable Blend

COLORS

Actual color and size may vary. To assure your total satisfaction, request samples of the style and color you're interested in.


PAVERS

MEGA-ARBEL® &  
MEGA-ARBEL®  
PATIO SLAB

A NATURAL LOOK ON A GRAND SCALE





NATURAL COLLECTION

Mega-Arbel pavers give homeowners the perfectly integrated, natural-looking hardscapes they desire. Its scale is similar to natural flagstone. Plus, installation is easy – due to its ingenious interlocking design.



COLORS

- A. Brookstone
- B. Fossil Beige
- C. Potomac
- D. Sable Blend



*Actual color and size may vary. To assure your total satisfaction, request samples of the style and color you're interested in.*



PAVERS



**SUBTERRA® STONE**  
GREAT LOOKING AND GREEN-FRIENDLY

NATURAL COLLECTION

Subterra Stone might very well be the most attractive, natural-looking permeable paver on the market. Featuring a false joint structure, it offers the elegant look of chiseled stone, yet it's easy to install. Subterra is ideal for homeowners who desire environmental stewardship without compromising beauty and style.



Environmental Product



- A. Fossil Beige
- B. Sable Blend

COLORS

*Actual color and size may vary. To assure your total satisfaction, request samples of the style and color you're interested in.*

PAVERS

URBANA® STONE

THE NATURAL LOOK OF CLEAN CUT STONE

NATURAL COLLECTION



Urbana Stone's chiseled textures and contours combine with its random shapes and patterns to recall the look and feel of vintage cut stone. Urbana is offered in a versatile, three-piece modular system with an optional large square that adds a broader range of shapes and an even grander scale.

46 |



COLORS

- A. Fossil Beige
- B. Potomac
- C. Sable Blend



Actual color and size may vary. To assure your total satisfaction, request samples of the style and color you're interested in.

PAVERS


BERGERAC® &  
MEGA-BERGERAC®  
THE LOOK OF HAND-COBBLED STONE

CLASSIC COLLECTION

Bergerac and Mega-Bergerac's timeless, hand-cobbled appearance recalls an era when horse-drawn carriages traversed the avenues of Europe's great cities. Its trademark dimpled surface, unique color blends, and a variety of sizes provide you with the ability to create one-of-a-kind works of lasting beauty.




MEGA-BERGERAC



BERGERAC




BERGERAC



A.



B.



C.

- A. Fossil Beige
- B. Liberty Blend
- C. Sable Blend

\* Mega-Bergerac is available in Fossil Beige & Sable Blend.

COLORS

PAVERS

DUBLIN COBBLE®  
THE CLASSIC ANTIQUED PAVER




CLASSIC COLLECTION

A true classic, its gently distressed surface and antiqued edges whisper quiet, timeless sophistication. Smaller than Bergerac, Dublin Cobble creates a casually elegant, time-worn look recalling the hand-laid stone of centuries-old Mediterranean villas.



COLORS

- A. Cognac Blend
- B. Fossil Beige
- C. Liberty Blend
- D. Sable Blend



Actual color and size may vary. To assure your total satisfaction, request samples of the style and color you're interested in.





PAVERS

KEYLOC  
A LONGTIME FAVORITE

CLASSIC COLLECTION

Because of its distinctive look, Keyloc remains one of the most popular pavers for residential projects. The durable and virtually maintenance-free surface is ideal for patios, pool decks, garden paths and walkways.



A. Liberty Blend

COLORS

*Actual color and size may vary. To assure your total satisfaction, request samples of the style and color you're interested in.*

PAVERS

LONDON COBBLE™  
THE TRADITIONAL BELGARD PAVER

CLASSIC COLLECTION






Both durable and adaptable, London Cobble offers a more tailored, architectural look with its gently rounded corners and domed "pillow top" surface. The subtle color combinations and versatile pattern make it ideal for crafting intricate circular designs and captivating walkways.

50 |



COLORS

- A. Bella
- B. Fossil Beige
- C. Liberty Blend
- D. Roman Blend
- E. Sable Blend



Actual color and size may vary. To assure your total satisfaction, request samples of the style and color you're interested in.





PAVERS

OLD WORLD PAVER™  
THE LOOK OF TIME-WORN CUT STONE

CLASSIC COLLECTION

Recalling the narrow, cobbled streets of Europe, Old World is crafted with a natural stone cleft finish for the look and feel of time-worn cut stone. Strong and durable, Old World is perfect for high-traffic areas and offers a wide range of both color and pattern potential.



A. Fossil Beige  
B. Sable Blend

COLORS

Actual color and size may vary. To assure your total satisfaction, request samples of the style and color you're interested in.

PAVERS

# AQUA ROC™ II

ATTRACTIVE, VERSATILE AND DURABLE


TRANSITIONAL COLLECTION

This permeable paver boasts an attractive residential look that stands up to even the heaviest vehicular traffic. Environmentally and economically sound, Aqua Roc pavers are comfortable underfoot, meeting the Americans with Disabilities Act architectural guidelines.

52 |





Environmental Product



## COLORS

- A. Fossil Beige
- B. Sable Blend



*Actual color and size may vary. To assure your total satisfaction, request samples of the style and color you're interested in.*



PAVERS




**DRAINSTONE®**  
A GREEN BUILDING PRODUCT

TRANSITIONAL COLLECTION

Concern for the Earth's resources inspired Oldcastle to create Eco-Stone interlocking permeable pavement. The product's unique design controls site runoff by allowing rainwater to filter or drain back into the soil.



Environmental Product



- A. Liberty Blend
- B. Roman Blend
- C. Sable Blend

COLORS

PAVERS

DUBLIN DOMINO™

ONE SIZE, THREE DIFFERENT LOOKS

TRANSITIONAL COLLECTION


Dublin Domino adds beauty and durability to any outdoor living space. Dublin Domino's utilization of false joints gives the appearance of multiple paver sizes. The single-sized unit offers three different looks, giving you ultimate design flexibility and easy laying patterns for reduced installation time and beautiful results.

54 |



COLORS

- A. Fossil Beige
- B. Sable Blend



Actual color and size may vary. To assure your total satisfaction, request samples of the style and color you're interested in.



PAVERS

ECO DUBLIN®


SMART STYLE MEETS SMART SCIENCE

TRANSITIONAL COLLECTION

Belgard brings the classic look of cut stone together with contemporary materials technology in Eco Dublin, the latest addition to our Environmental Collection of permeable paver systems.



Environmental Product



A. Fossil Beige  
B. Sable Blend

COLORS

Swatches are just for color reference. Actual color and size may vary. To assure your total satisfaction, request samples of the style and color you're interested in.

PAVERS

HOLLAND STONE

LIKE BRICK, ONLY BETTER





TRANSITIONAL COLLECTION

With its simple shape and utilitarian appeal, Holland Stone is a practical choice for a variety of residential and commercial installations. Its exceptional strength and durability combine with a range of captivating color blends that add to Holland's popularity. Basic in form, its clean, modular shape makes possible a myriad of applications.



COLORS

- A. Charcoal
- B. Fossil Beige
- C. Liberty Blend
- D. Roman Blend
- E. Sable Blend
- F. Tudor Blend



Actual color and size may vary. To assure your total satisfaction, request samples of the style and color you're interested in.





PAVERS

LAFITT™ GRANA SLAB  
CONTEMPORARY STYLE, MODERN DURABILITY

TRANSITIONAL COLLECTION

Lafitt Grana Slab pairs sleek contemporary style with modern durability and design innovation. This three piece modular slab features large scale units and a smooth finish, providing increased area coverage with fewer pieces and giving every outdoor space a grand appearance.



- A. Bella
- B. Sable Blend

COLORS

*Actual color and size may vary. To assure your total satisfaction, request samples of the style and color you're interested in.*

PAVERS

TURFSTONE™

DESIGNED TO WORK IN HARMONY WITH NATURE

TRANSITIONAL COLLECTION

Turfstone's unique design allows rainwater to be gradually filtered back into the soil naturally, resulting in the control and stabilization of soil erosion. Its eco-friendly design allows greenery to grow right through it, creating a highly unique hardscape design that works in harmony with nature.

58 |



Environmental Product



COLORS

A. Gray



Actual color and size may vary. To assure your total satisfaction, request samples of the style and color you're interested in.

WALLS


ANGLIA EDGER®  
THE NATURAL-LOOKING CURB

NATURAL COLLECTION

Anglia Edger's natural chiseled finish and tapered ends accentuate the natural texture and flexibility of the curb unit. It complements driveways, patios, walking paths and small planting areas. The large multi-size units of the Anglia Edger create a natural-looking curb with a minimal number of joints.



\* This product is available in antiqued texture, images shown above are not shown in antiqued.



A. Fossil Beige  
B. Silex Blend

COLORS

WALLS

**BELAIR WALL<sup>®</sup>**  
THE IDEAL WALL SOLUTION



NATURAL COLLECTION

Belair Wall is ideal for retaining and freestanding wall construction where aesthetics are a key consideration. The attractive multipiece design and blended colors offer an alternative look to traditional retaining wall blocks. Belair Wall can be used in curves and corners, terraces and raised patios, or steps and columns.



COLORS

- A. Brookstone
- B. Danville Blend
- C. Delaware Blend
- D. Silex Blend



*Actual color and size may vary. To assure your total satisfaction, request samples of the style and color you're interested in.*

WALLS

CELTIK® WALL

MORE THAN A WALL – IT’S A WORK OF ART

CLASSIC COLLECTION

Rough-hewn texture and natural hues give Celtik Wall a time-honed appearance recalling classic European gardens. Celtik Wall’s antiqued look is complemented by modern manufacturing, which yields precise dimensional consistency, resulting in the perfect companion to paver projects, landscape contouring or garden areas.



90/135MM CELTIK WALL



90/135MM CELTIK DOUBLE SIDED


WALLS

CELTIK® WALL  
DOUBLE SIDED

90MM AND 135MM

CLASSIC COLLECTION

Double Sided Celtik Wall is ideal for low free-standing walls such as patio and courtyard surrounds. Although unit dimensions are slightly different than standard Celtik Wall, block heights are compatible, as are the available color blends.



- A. Cognac Blend
- B. Fossil Beige
- C. Liberty Blend
- D. Sable Blend

COLORS

WALLS

COUNTRY MANOR®  
OLD WORLD CHARM

CLASSIC COLLECTION

The rustic hand-laid look of Old English estate walls is deftly captured in the Country Manor wall collection. With a remarkably broad range of shapes and colors, it's the ideal choice for freestanding landscape walls, columns and moderate-height reinforced retaining walls. Country Manor employs patented pin technology, providing extra strength with an ease of installation that's second to none.



COLORS

- A. Fossil Beige
- B. Liberty Blend
- C. Sable Blend



*Actual color and size may vary. To assure your total satisfaction, request samples of the style and color you're interested in.*


WALLS

DIAMOND® 9D

NO PINS. NO MORTAR. NO MISALIGNMENTS.

CLASSIC COLLECTION

Diamond 9D's bold look and easy installation have made it a favorite for residential wall projects. Its rough-hewn face lends versatility to any landscape environment. Diamond 9D's original rear-lip locator ensures fast, accurate installation. Plus, the system is topped with a coordinating cap unit.



- A. Fossil Beige
- B. Liberty Blend
- C. Potomac
- D. Sable Blend

COLORS

Actual color and size may vary. To assure your total satisfaction, request samples of the style and color you're interested in.

WALLS

# KEYSTONE® COMPAC & STANDARD

ECONOMICAL ALTERNATIVES,  
SIMPLE SOLUTIONS

CLASSIC COLLECTION

Keystone Compac is the perfect choice when the deep embedment length of the Keystone Standard unit is not required. Keystone Standard provides the weight and stability to resist applied earth pressure for walls up to sixty feet high.



## COLORS

- A. Brittany Blend
- B. Sable Blend
- C. Tan

\* Standards are available in Gray and Tan



Actual color and size may vary. To assure your total satisfaction, request samples of the style and color you're interested in.




WALLS

DIAMOND PRO® &  
DIAMOND PRO STONE CUT®

A NEW TAKE ON A CLASSIC

TRANSITIONAL COLLECTION

Diamond retaining wall systems have been trusted by contractors and homeowners for decades. The Diamond Pro Stone Cut retaining wall system combines durability with rich, rough-hewn beauty. The Diamond Pro retaining wall is an ideal choice for large projects. Architects, engineers and contractors choose Diamond Pro to create flexible, cost-effective solutions for a broad range of large retaining wall projects.



- A. Brittany Blend
- B. Sable Blend
- C. Tan

COLORS

Actual color and size may vary. To assure your total satisfaction, request samples of the style and color you're interested in.

WALLS

# VERSA-LOK® STANDARD AND WEATHERD

DELIVERS ON STRENGTH & AESTHETICS


TRANSITIONAL COLLECTION

With its proportions, split face texture, and exclusive pinning mechanism, the Versa-Lok Standard unit provides the time-tested foundation for all other Versa-Lok systems. The unique weathered option is the ideal solution for restoration and historic preservation projects.



## COLORS

- A. Fossil Beige
- B. Liberty Blend
- C. Sable Blend
- D. Toffee Chocolate



*Actual color and size may vary. To assure your total satisfaction, request samples of the style and color you're interested in.*



WALLS

VERTICA® & VERTICA PRO®

STRENGTH, DURABILITY AND A CLEAN LOOK

TRANSITIONAL COLLECTION

The Vertica retaining wall system is ideal for large-scale installations requiring strength and durability along with a clean look in a near-vertical appearance. A Vertica Pro retaining wall system can be built to virtually any height in incredibly tight spaces. This versatility is possible thanks to an impressive 2-degree batter, built-in lug locators, and a nearly vertical rise for less excavation and land loss.



- A. Brittany Blend
- B. Sable Blend
- C. Tan

COLORS

*Actual color and size may vary. To assure your total satisfaction, request samples of the style and color you're interested in.*

WALLS

WESTON STONE® UNIVERSAL  
SCULPTURAL AND NATURAL

TRANSITIONAL COLLECTION

Weston Stone's flexibility is unmatched. Its natural stone appearance allows for a wide range of applications and design options. This double-sided wall is the ideal choice for garden walls, pillars, outdoor kitchens and planters.



COLORS

- A. Cognac Blend
- B. Fossil Beige
- C. Sable Blend



Swatches are just for color reference. Actual color and size may vary. To assure your total satisfaction, request samples of the style and color you're interested in.





TIME *to* PLAN

FINISHING TOUCHES

AQUASTYL®  
BORDER YOUR CREATIVITY

Aquastyl will add a nice touch to your artistic mind. Aquastyl serves many purposes including pool copings, soldier course options and steps, and it also complements the natural collection of pavers.



A. Fossil Beige  
B. Sable Blend

COLORS

*Actual color and size may vary. To assure your total satisfaction, request samples of the style and color you're interested in.*

FINISHING TOUCHES

# BULLNOSE 6" PAVER



A PERFECT FINISH FOR ANY NUMBER OF APPLICATIONS

The smooth surface of the bullnose paver offers many opportunities that are only limited by your imagination. Whether you are looking for something to surround your pool or searching for a unique step application, Belgard's bullnose paver is the answer. It complements many Belgard pavers.



## COLORS

- A. Charcoal
- B. Fossil Beige
- C. Sable Blend



Swatches are just for color reference. Actual color and size may vary. To assure your total satisfaction, request samples of the style and color you're interested in.



FINISHING TOUCHES

CELTIK® WALL PIER KIT  
ATTRACTIVE AND VERSATILE

K I T S

A perfect addition to Belgard's Celtik Wall Collection, the Celtik Pier Kit will add dimension and versatility to any project.



- A. Cognac Blend
- B. Fossil Beige
- C. Liberty Blend
- D. Sable Blend

COLORS

FINISHING TOUCHES

COUNTRY MANOR<sup>®</sup>  
FIRE PIT KIT  
EASY TO INSTALL

K I T S

Adding this popular patio feature has never been easier. Belgard's new Fire Pit Kit has everything you need to create an attractive patio addition that your family and friends can enjoy year-round.



COLORS

- A. Fossil Beige
- B. Liberty Blend
- C. Sable Blend



*Actual color and size may vary. To assure your total satisfaction, request samples of the style and color you're interested in.*





DUBLIN COBBLE CIRCLE



BERGERAC CIRCLE

FINISHING TOUCHES


DUBLIN COBBLE® CIRCLE  
& BERGERAC® CIRCLE

THE PROFESSIONAL CHOICE

Landscape contractors and architects spec Belgard for their projects because they want the best. These professionals know when they choose Belgard they get the finest interlocking pavers on the market.



A.



B.

A. Fossil Beige  
B. Sable Blend

COLORS

*Actual color and size may vary. To assure your total satisfaction, request samples of the style and color you're interested in.*

FINISHING TOUCHES





LONDON COBBLE™  
CIRCLE  
FIVE PIECE CIRCLE

London Cobble's subtle color combinations and versatile pattern make it ideal for crafting intricate circular designs. Add intricate design patterns to your outdoor space with London Cobble Circle.



COLORS

- A. Fossil Beige
- B. Bella
- C. Liberty Blend
- D. Roman Blend
- E. Sable Blend



Actual color and size may vary. To assure your total satisfaction, request samples of the style and color you're interested in.

## SEALERS, ADHESIVES AND CLEANERS


BELGARD® AND BELGARD® DEALERS CARRY A COMPLETE LINE OF QUALITY MASONRY TOOLS AND SUPPLIES, ALONG WITH ALL THE BASE MATERIALS NEEDED TO PROPERLY INSTALL BELGARD® PAVING STONES AND RETAINING WALL SYSTEMS.



A.



B.



C.



D. CLEANERS



E. SEALERS



F. ADHESIVES



G. JOINT SANDS

- 75
- A. **EDGE RESTRAINTS** are required in order to prevent paving stones from separating or creeping.
  - B. **RETAINING WALL PINS** serve to connect and accurately position individual wall blocks, assuring both strength and proper alignment.
  - C. **GEOGRID** increases the wall height that can be constructed. When placed between horizontal layers, the reinforcement grid acts as a “tie back” to resist the outward movement of the retained wall.
  - D. **CLEANERS:** Belgard offers a complete line of high-performance cleaning products specifically formulated to clean concrete pavers and restore them to their original beauty.
  - E. **SEALERS** can enhance color and make cleaning easier.
  - F. **ADHESIVES** are quick and easy to apply and are used to secure concrete retaining wall caps.
  - G. **JOINT SANDS:** Sweep-in joint sand is used to bind pavers to help stabilize installations and lock out weeds.





TIME *to* INSTALL



# THE BELGARD ADVANTAGE

---

BELGARD IS UNLIKE ANY OTHER COMPANY IN THE INDUSTRY. WE BEGIN WITH A DIVERSE SELECTION OF THE MOST BEAUTIFUL, STYLISH AND DURABLE PAVER AND WALL COLLECTIONS IN THE ENTIRE INDUSTRY. BUT WHAT TRULY SETS US APART – IN ADDITION TO OUR TOP-QUALITY PRODUCTS – IS OUR SUPERIOR CUSTOMER SERVICE. IF YOU HAVE A QUESTION, WE CAN ANSWER IT. IF YOU NEED HELP, WE CAN PROVIDE IT. OUR DEDICATED CUSTOMER SERVICE GROUP IS HERE TO ENSURE A SEAMLESS AND PROFESSIONAL PROJECT FROM START TO FINISH.

---

FIND A LOCAL BELGARD AUTHORIZED CONTRACTOR OR DEALER AT [BELGARD.BIZ](http://BELGARD.BIZ)

OR CALL 877.235.4273 FOR CUSTOMER SERVICE.

---

UNPARALLELED COLOR AND DURABILITY

---





# LONG-LASTING COLOR

FOR A LIFETIME OF BEAUTY.

BELGARD'S COLORGARD TECHNOLOGY GUARANTEES YOU'LL ENJOY YOUR HARDSCAPE'S BEAUTY FOR MANY YEARS TO COME.

NEWLY INSTALLED  
BELGARD COLORGARD PAVER



BELGARD COLORGARD PAVER  
AFTER 15 YEARS OF EXPOSURE



YEAR 0



YEAR 15

## COLORGARD: A REVOLUTION IN HARDSCAPE COLOR THAT'S EASY TO SEE

Belgard's unique Colorgard process employs oxide pigmentation to disperse integral colors homogeneously throughout the composition of each and every paver, wall and curb unit we manufacture. The result? Belgard Hardscape products feature stable, durable, truly lasting color that's unaffected by sunlight's harsh UV rays or anything the weather can dish out.

IT'S YOUR ASSURANCE OF LASTING, DURABLE HARDSCAPE COLOR THAT...

*Resists sunlight's harsh  
ultraviolet rays*



*Maintains its original  
color, year after year*



*Holds up to stressful  
weather extremes*





## BELGARD:DESIGN:STUDIO



- BELGARD AUTHORIZED CONTRACTORS ARE TRAINED AND EDUCATED IN THE LATEST TECHNIQUES, METHODS AND STANDARDS ESTABLISHED BY THE INTERLOCKING CONCRETE PAVEMENT INSTITUTE AND THE NORTH AMERICAN TRADE ASSOCIATION FOR THE SEGMENTAL RETAINING WALL INDUSTRY.
- WILL ENSURE THAT YOUR OUTDOOR LIVING PROJECT NOT ONLY LOOKS GOOD BUT LASTS FOR DECADES TO COME.
- FIND A BELGARD AUTHORIZED CONTRACTOR AT [BELGARD.BIZ](http://BELGARD.BIZ).
- BELGARD AUTHORIZED DEALERS HAVE ALL OF THE MATERIALS YOU NEED TO COMPLETE YOUR OUTDOOR LIVING AREA AND ARE A GREAT RESOURCE TO SEE BELGARD PRODUCTS, COLORS AND STYLE OPTIONS.
- FIND A BELGARD AUTHORIZED DEALER AT [BELGARD.BIZ](http://BELGARD.BIZ).
- BELGARD PREFERRED PAYMENT SAME-AS-CASH PROGRAM IS AVAILABLE THROUGH SELECT BELGARD AUTHORIZED CONTRACTORS AND DEALERS.
- NO PAYMENTS AND NO INTEREST ON APPROVED CREDIT FOR SPECIFIED TIME FRAME
- 100% UNSECURED FINANCING ON APPROVED CREDIT
- QUICK, EASY AND SAFE TOLL-FREE, LOAN-BY-PHONE APPLICATION PROCESS WITH NO PAPERWORK
- BELGARD DESIGN STUDIO GIVES BELGARD AUTHORIZED CONTRACTORS ACCESS TO POWERFUL DESIGN RESOURCES TO ENSURE YOUR PROJECT WILL BE EVERYTHING YOU EXPECT.
- 2-D PHOTOREALISTIC DESIGNS AND 3-D FLY-THROUGH DESIGNS ARE AVAILABLE.
- THE BELGARD WARRANTY GUARANTEES OUR PRODUCTS AGAINST MANUFACTURING DEFECTS FOR AS LONG AS YOU OWN YOUR HOME.
- TRANSFERABLE WARRANTY

# HARDSCAPES AND PAVEMENT

## COMPARISON INFORMATION

	APPLICATION	DURABILITY & MAINTENANCE	APPEARANCE & COLOR OPTIONS	INITIAL COST & INSTALLATION
CONCRETE PAVERS	Driveways, walkways and patios	High durability with low maintenance needs. Pavers regularly last for decades and many manufacturers offer a 25-50 year warranty. Stained or broken pavers can be replaced without patches. Ants and weeds in joints can be prevented by sealing pavers once.	Wide range of surface options available including different color, shape, texture and style options. Laying patterns may be varied to complement architecture of home. Different pavers may be mixed to create unique designs or color diversity. Single color may be used for color consistency.	Moderate cost. Tightly fitted, uniform units are placed over a sand bed and compacted aggregate base. Immediately ready for use. May be installed by homeowner.
COBBLE STONE	Walkways and patios	High durability as stones regularly last for decades. Wide joints may encourage weeds and ants so maintenance is important.	Lends an elegant, informal feel to areas. Different stones offer limited color, size and shape options.	High cost and difficulty of installation since each unit must be fitted together by hand. Immediately ready for use.
STAMPED CONCRETE	Driveways, walkways and patios	Moderate durability and maintenance requirements. Cracking is common in stamped concrete, and repairs may leave unattractive patches. Weeds or ants may occur in joints or cracks.	Surface is usually colored and may be customized in color depending on provider. Patterns usually imitate pavers or natural stone from a distance. Up-close surface appearance is not tight or always consistent.	Moderate to high cost and difficult for homeowner to install due to specialized equipment needs. Must wait for concrete to harden before use.
SLAB CONCRETE	Driveways, walkways and patios	Moderate durability and maintenance requirements. Cracking is common in slab concrete and repairs may leave unattractive patches. Weeds or ants may occur in joints or cracks.	Very limited color options of gray or light brown. May be colored on the surface only. No diversification of shapes, texture or styles.	Moderate to low cost; difficult for homeowner to install. Must wait 5 to 7 days for hardening before use.
ASPHALT	Driveways, walkways and patios	Low durability and high maintenance as wear and weather break down the surface. A black seal coat is required every 2-3 years to maintain integrity. Ruts or pothole repairs may leave unattractive patches. Subject to erosion from oil drippings.	Very limited design and color options. No diversification of shapes, texture or styles.	Low cost; cannot be installed by a homeowner. Goes in quickly over compacted aggregate base.
NATURAL STONE	Walkways and patios	High durability though depending on specific stone used, may chip. Fairly easy to maintain but watch for smooth surfaces that may be slippery when wet.	Wide range of color, shape and style options. Hard to maintain consistent color throughout because of diversity of color within individual pieces.	Moderate to high cost depending on regional availability. Difficult to install due to inconsistent shapes and sizes. If mortared, must wait until mortar hardens to use.
WOOD DECKING	Patios	Low durability and high maintenance as wood decks need to be resealed regularly to keep from rotting and splitting.	Wide diversity of color through stains and painting of surface. Limited texture and shape options.	Moderate cost; may be installed by homeowner. Ready for immediate use.





TIME *to* ENJOY



# TIME to ENJOY IT FOREVER

---

FIRST, YOU DREAMED AND IMAGINED THE POSSIBILITIES OF THE PERFECT OUTDOOR LIVING ROOM, KITCHEN, DRIVEWAY, WALKWAY, POOL DECK, FIRE PIT OR FIREPLACE. NEXT, YOU DILIGENTLY PLANNED AND CAREFULLY CHOSE FROM A WIDE SELECTION OF PAVER AND WALL COLLECTIONS TAILORED TO MEET YOUR LIFESTYLE NEEDS. NOW IT'S TIME TO ENJOY IT. HERE ARE SOME QUICK TIPS TO MAKE SURE YOUR SPACE IS ALWAYS READY.

Maintenance is easy with a quick sweep of the broom or blower. Leaves and debris will soon disappear.

A few containers of colorful blooms, whether annuals or perennials, create a festive mood for special occasions or all season long.

Personalize your space with outdoor throw pillows and cushions to soften the area. If it's chilly, add an outdoor throw or blanket.

Last but not least, see our recipes below for food that will entertain as much as it will delight.

## RECIPES

---

**BIANCA PIZZA** *Courtesy of Chicago Brick Oven, [chicagobrickoven.com](http://chicagobrickoven.com)*

### Ingredients

Olive oil  
Garlic salt  
Provolone cheese (*imported is preferred*)  
Mozzarella cheese  
Ricotta cheese  
Romano cheese  
Broccoli as desired (*fresh or frozen*)  
Black pepper  
Use a pre-made dough or go to [chicagobrickoven.com](http://chicagobrickoven.com) for a homemade dough recipe.

### Instructions

- Preheat your outdoor brick oven.
- Saute broccoli if fresh or thaw if frozen.
- Grate and mix provolone and mozzarella cheeses (*2 parts provolone to 1 part mozzarella*).
- Brush a thin coat of olive oil over the entire pizza shell.
- Spread a generous coating of the cheese mixture over shell.
- Add ricotta (*small hand scoops a few inches apart*).
- Add broccoli (*as desired*).
- Sprinkle black pepper, as desired, and bake.
- Add grated Romano cheese before serving.

**PEANUT BUTTER S'MORES**

### Ingredients

Several large marshmallows as desired  
Sweetened chocolate squares  
Graham crackers  
Peanut butter

### Instructions

- Unwind and clean wire coat hangers or prepare sticks for roasting marshmallows.
- Spread a thin layer of peanut butter on half of a graham cracker.
- Place a chocolate square or two on top of peanut butter graham cracker and set aside.
- Roast 1-2 large marshmallows to preference over an open flame.

- Place hot roasted marshmallows on top of chocolate squares and top with other half of the graham cracker.
- Enjoy!

**Optional:** *Spread peanut butter over the second half of the graham cracker before placing it on top of the roasted marshmallows for an extra yummy treat.*

# TECHNICAL INFORMATION

## PAVERS AND RETAINING WALLS – WHAT YOU NEED TO KNOW

### PAVING STONES

Natural materials are used in the manufacturing of these products. Color variations and shadings can be expected. Therefore, we cannot guarantee color and will not be responsible for any color variation. Reproduction of color photographs may vary. For actual product color, please obtain a sample of the product you have selected.

#### *Efflorescence*

Efflorescence is a common and natural occurrence. It is a deposit, usually white in color, that may appear on the surface of concrete. It is not a manufacturing defect. It is caused by moisture within the material dissolving natural salts that eventually reach the surface, leaving the salt or a white discoloration on the surface upon evaporation. We do not guarantee against efflorescence.

#### *Leaf Stains*

On occasion, fall leaves and even some garden mulch will temporarily stain paving stones. This does not constitute a defect in the product. The key word here is “temporarily.” Normal exposure to both sun and rain will eventually fade most natural stains. DO NOT power-wash stains. Paving stones are porous, and power-washing will only force surface debris into the concrete. There are chemicals available to clean stains. Please consult with a Belgard representative.

#### *Rust Stains*

Trace amounts of a natural mineral known as pyrite can be found within aggregates used to manufacture concrete paving stones and wall units. It is a common occurrence in many types of natural stone such as bluestone, granite and limestone as well as concrete and asphalt. The mineral is undetectable until it is exposed to moisture and oxygen, causing it to oxidize – resulting in rust spots or stains. Oxidation normally occurs within 6–9 months of installation. This does not constitute a defect in the product, but should you discover an excessive amount of rust, contact your Belgard representative directly. A Belgard representative will then evaluate the situation and initiate measures to address your concerns as quickly as possible.

- Power-washing – not recommended (reference Leaf Stains).
- Responsibility for claims of any kind is strictly limited to the purchase price of the material. Shipping and replacement labor are not included.
- All dimensions illustrated herein are nominal and approximate.
- Minor cracks, scratch marks and/or chipping incidental to the customary methods of manufacturing and shipping/handling shall not be grounds for material rejection.
- All warranties regarding paving stones, written or implied, are null and void should stone dust, limestone screenings or masonry sand be used as the setting bed or pavement base in any application of paving stones. Industry standards recommend the use of concrete sand in accordance with ASTM C-33 for paving stone bedding (ICPI Tech Specs 2, 4, 9, 12, 14).
- It is recommended that approximately 1% of each project built with concrete paving stones be stored on-site for replacement in case of future damage.
- Paving stone heights may vary by 1/8”.
- 3-1/8” thick paving stones conform to 8000 psi based on 2-3/8” thickness as per ASTM C-936.
- Bullnose Coping Stone, Towne Square (12 x 12), London Cobble (9 x 12.5) and Turfstone do not apply to ASTM C-936. Turfstone (5000 psi), Towne Square (12 x 12), London Cobble (9 x 12.5) and Lafitt Rustic Slab are not recommended for driveways.

#### SPECIFICATIONS FOR PAVING STONES:

**Compressive Strength:** 8000 psi

**Water Absorption:** 5% maximum. Will meet or exceed ASTM C-936 Freeze-Thaw.

### RETAINING WALLS

**Leveling Pad:** Block should be 1” below grade for every 8” above grade and must be set on a 6” stone bed above virgin, undisturbed soil.

**Special Design Concerns:** Slopes above the wall; slopes below the toe of the wall; proposed uses of the wall, i.e., parking lots, streets, driveways, unusual loads on top of the wall; clay soils; wall terracing or water applications. Should any of these conditions exist, contact your Belgard representative for technical assistance.

#### *Efflorescence*

Efflorescence is a common and natural occurrence. It is a deposit, usually white in color, that may appear on the surface of concrete. It is not a manufacturing defect. It is caused by moisture within the material dissolving natural salts that eventually reach the surface, leaving the salt or a white discoloration on the surface upon evaporation. We do not guarantee against efflorescence.

The information provided herein is for preliminary design only. A qualified engineer should be consulted for site analysis and structure design. Belgard Hardscapes does not assume liability for improper design and/or installation.

#### SPECIFICATIONS FOR SEGMENTAL RETAINING WALL UNITS:

**Compressive Strength:** 3000 psi

**Water Absorption:** 7% maximum. Will meet or exceed ASTM C-1372

**Composition:** high strength, high density, “O” slump concrete

*Please review before ordering. Should you have any questions, contact your local Belgard dealer or sales representative.*

© Copyright 2013 Oldcastle, Inc.



PRODUCT SPECIFICATIONS

ANGLIA EDGER®

- A. X-LARGE RECTANGLE 8" x 5 1/4" x 18"
- B. LARGE RECTANGLE 8" x 5 1/4" x 15 5/8"
- C. MEDIUM RECTANGLE 8" x 5 1/4" x 10 1/2"
- D. SMALL RECTANGLE 8" x 5 1/4" x 7 5/8"



PRODUCT	LENGTH	WIDTH	HEIGHT	LINEAR FT. PER LAYER	LINEAR FT. PER CUBE	PIECES PER CUBE	LAYERS PER CUBE	PIECES PER LAYER	SHAPES PER CUBE	WEIGHT PER CUBE
SMALL	7 5/8"	5 1/4"	8"	5.81	69.75	-	12	-	-	-
MEDIUM	10 1/2"	5 1/4"	8"							
LARGE	15 5/8"	5 1/4"	8"							
X-LARGE	18"	5 1/4"	8"							

AQUA ROC™ II

- A. LARGE UNIT 3 1/8" x 3 15/16" x 7 7/8"
- B. HALF-SIZE UNIT 3 1/8" x 3 15/16" x 3 15/16"



PRODUCT	LENGTH	WIDTH	HEIGHT	SQ. FT. PER LAYER	SQ. FT. PER CUBE	PIECES PER CUBE	LAYERS PER CUBE	PIECES PER LAYER	SHAPES PER CUBE	WEIGHT PER CUBE
A	7 7/8"	3 1/8"	3 15/16"	11.5	92	-	8	-	-	2880 lbs.
B	3 15/16"	3 1/8"	3 15/16"							

Square footage without the half unit is 86.08.

AQUASTYL® COPING

- A. AQUASTYL PAVER\* 3 1/8" x 8 7/8" x 11 9/16"

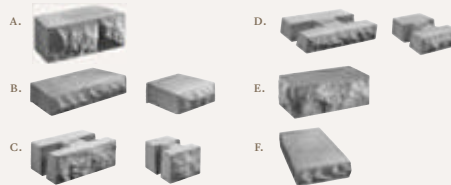


PRODUCT	LENGTH	WIDTH	HEIGHT	SQ. FT. PER PIECE	SQ. FT. PER CUBE	PIECES PER CUBE	LAYERS PER CUBE	PIECES PER LAYER	WEIGHT PER PIECE	WEIGHT PER CUBE
A	11 9/16"	8 7/8"	3 1/8"	-	-	60	4	15	-	2355 lbs.

\*Note: Sold by the piece

BELAIR WALL®

- A. 6" MICRO JOINT 6" x 16" x 8"
- B. 3" RETAINING WALL 3" x 8" x 8"
- C. 6" FREESTANDING WALL 6" x 8" / 6" x 11" / 6" x 16" / 14" x 11"
- D. 3" FREESTANDING WALL 3" x 8" / 6" x 11" / 3" x 16" / 14" x 11"
- E. CORNER / COLUMN 6" x 16" x 8"
- F. CAP 3" x 7" / 8" x 13 1/2"



PRODUCT	SHAPE	UNIT SIZE	SQ. FT. PER LAYER	SQ. FT. PER CUBE	PIECES PER CUBE	LAYERS PER CUBE	PIECES PER LAYER	WEIGHT PER CUBE
Segmental Belair Wall 6-inch	Micro	6" x 16" x 8"	10	30	60	3	20	2300 lbs.
	Joint	6" x 16" x 8"						
Segmental Belair Wall 3-inch	Large	3" x 16" x 8"	5	30	120	6	20	2246 lbs.
	Medium	3" x 8" x 8"						
Freestanding Belair Wall 6-inch	Large	Front 6" x 16" x 11" Back 6" x 14" x 11"	6	18	36	3	12	1684 lbs.
	Medium	Front 6" x 8" x 11" Back 6" x 6" x 11"						

It is recommended to pull from multiple pallets when installing paving stones or retaining walls in order to achieve optimal blending.

PRODUCT	SHAPE	UNIT SIZE	SQ. FT. PER LAYER	SQ. FT. PER CUBE	PIECES PER CUBE	LAYERS PER CUBE	PIECES PER LAYER	WEIGHT PER CUBE
Freestanding Belair Wall 3-inch	Large	Front 3" x 16" x 11" Back 3" x 14" x 11"	3	18	72	6	12	1634 lbs.
	Medium	Front 3" x 8" x 11" Back 3" x 6" x 11"						
Belair Wall Column / Corner Unit	Column/Corner	6" x 16" x 8"	-	-	20	2	10	1242 lbs.
Belair Wall Capping Unit	Cap	Front 3" x 7" x 13.5" Back 3" x 8" x 13.5"	-	-	144	8	18	3194 lbs.

For walls over 30 inches in height, soil reinforcement is generally necessary. A qualified engineer should be consulted for design and analysis of structures.

BERGERAC® 3 PIECE

- A. 3-PIECE COMBO 2 3/8" x 7" x 3 1/2" / 2 3/8" x 7" x 7" / 2 3/8" x 7" x 10 1/2"



PRODUCT	LENGTH	WIDTH	HEIGHT	SQ. FT. PER LAYER	SQ. FT. PER CUBE	PIECES PER CUBE	LAYERS PER CUBE	PIECES PER LAYER	SHAPES PER CUBE	WEIGHT PER CUBE
A	3 1/2"	7"	2 3/8"	11.20	112	-	10	-	-	3100 lbs.
	7"	7"	2 3/8"							
	10 1/2"	7"	2 3/8"							

Square foot varies depending on installation. Running Bond only. All measurements are approximate. Cubes contain all 3 shapes. Full cubes only.

BERGERAC® / DUBLIN CIRCLE

- A. CIRCLE 2 3/8" x 5 1/2" x VARIABLE"




PRODUCT	LENGTH	WIDTH	HEIGHT	SQ. FT. PER PIECE	SQ. FT. PER CUBE	PIECES PER CUBE	LAYERS PER CUBE	PIECES PER LAYER	WEIGHT PER PIECE	WEIGHT PER CUBE
A	5.5"	variable	2.375"	-	51	-	5	-	-	1334 lbs.

One pallet can create one (1) circle 12 feet in diameter.

BULLNOSE 6" PAVER

- A. BULLNOSE 6" PAVER 2 3/8" x 5 15/16" x 11 13/16"




PRODUCT	LENGTH	WIDTH	HEIGHT	SQ. FT. PER PIECE	SQ. FT. PER CUBE	PIECES PER CUBE	LAYERS PER CUBE	PIECES PER LAYER	WEIGHT PER PIECE	WEIGHT PER CUBE
A	11 13/16"	5 15/16"	2 3/8"	-	-	168	4	42	-	3584 lbs.

Also available antiqued. Sold by the piece.

PRODUCT SPECIFICATIONS

**CELTIK® WALL**

- A. 90MM CELTIK WALL  
3 1/2" x 9" x 17 1/4"  
3 1/2" x 9" x 13 3/4"  
3 1/2" x 9" x 10 1/4"  
3 1/2" x 9" x 6 3/4"
- B. 135MM CELTIK WALL  
5 1/4" x 9" x 17 1/4"  
5 1/4" x 9" x 13 3/4"  
5 1/4" x 9" x 10 1/4"  
5 1/4" x 9" x 6 3/4"
- C. CAP  
3 1/2" x 15 3/4" x 12"



PRODUCT	SHAPE	UNIT SIZE	SQ. FT. PER LAYER	SQ. FT. PER CUBE	PIECES PER CUBE	LAYERS PER CUBE	PIECES PER LAYER	SHAPES PER CUBE
90 Celтик Wall	A**	3 1/2" x 9" x 17 1/4"	4.6	32.2	-	7	-	4
	B	3 1/2" x 9" x 13 3/4"						
	C	3 1/2" x 9" x 10 1/4"						
	D	3 1/2" x 9" x 6 3/4"						
135 Celтик Wall	A**	5 1/4" x 9" x 17 1/4"	6.94	34.7	-	5	4	4
	B	5 1/4" x 9" x 13 3/4"						
	C	5 1/4" x 9" x 10 1/4"						
	D	5 1/4" x 9" x 6 3/4"						
Celтик Straight Capping Unit	Cap	3 1/2" x 15 3/4" x 12"	-	-	64	8	8	1

- \* Depending on bag of alignment clips.
  - \*\* Shape A is manufactured with two grooves. Split shape A for use as corners.
  - \*\*\* Celтик Straight Capping Units are sold by the piece; 25.6 square feet per cube; 85 lnr. feet per cube.
- Full cubes only. All dimensions are nominal and approximate. Caps sold per piece. 90 and 135 Celтик Wall are a pin clipped, antiqued wall system consisting of 4 different shapes each. For 135 Celтик Wall, 7.2 square face feet per layer, except top layer, 6.3 square face feet plus bag of alignment clips.

**CELTIK® WALL DOUBLE SIDED**

PRODUCT	UNIT SIZE	SQ. FT. PER LAYER	SQ. FT. PER CUBE	PIECES PER CUBE	LAYERS PER CUBE	PIECES PER LAYER	WEIGHT PER CUBE
90 Celтик Wall Double Sided	9.1875" / 11.0625" x 9" x 3.5" 7.3125" / 9.1875" x 9" x 3.5" 5.4375" / 7.3125" x 9" x 3.5" 3.5625" / 5.4375" x 9" x 3.5"	4.44	35.52	-	8	-	3498 lbs.
135 Celтик Wall Double Sided	9.1875" / 11.0625" x 9" x 5.25" 7.3125" / 9.1875" x 9" x 5.25" 5.4375" / 7.3125" x 9" x 5.25" 3.5625" / 5.4375" x 9" x 5.25"	6.66	33.3	-	5	-	3302 lbs.
Celтик Double Sided Capping Unit	3.6875" / 16" x 11" x 3.5"	-	-	72	6	12	3253 lbs.

**CELTIK® WALL PIER KIT**

PRODUCT	LENGTH	WIDTH	HEIGHT	KIT PER CUBE	SQ. FT. PER CUBE	PIECES PER CUBE	LAYERS PER CUBE	PIECES PER LAYER	WEIGHT PER PIECE	WEIGHT PER CUBE
-	2 ft.	2 ft.	3 ft.	1	-	-	-	-	-	3253 lbs.

**6" COUNTRY MANOR® WALL STONE - BLOCK / CUBE: 90\***

- A. 6" WALL  
6" x 14" / 12" x 10"  
6" x 12" / 12" x 10"  
6" x 12" / 10" x 10"  
6" x 10" / 8" x 10"  
6" x 6" / 4" x 10"



PIECE NO.	BLOCK DEPTH	BLOCK WIDTH	BLOCK HEIGHT	BLOCK WEIGHT	SHOULDER PINS	PIECES PER CUBE	LAYERS PER CUBE	PIECES PER LAYER	WEIGHT PER PIECE	WEIGHT PER CUBE
1	10"	14" / 12"	6"	64 lbs.	Yes	20	5	4	-	-
2	10"	12" / 12"	6"	52 lbs.	Yes	10	5	2	-	-
3	10"	12" / 10"	6"	44 lbs.	Yes	20	5	4	-	-
4	10"	10" / 8"	6"	40 lbs.	Yes	20	5	4	-	-
5	10"	6" / 4"	6"	22 lbs.	Yes	20	5	4	-	-

31 sq.ft. per cube, 7.75 sq.ft. per layer, 4 layer.

**COUNTRY MANOR® CAP**

- A. CAP  
3" x 14" / 8" x 12"



PRODUCT	BLOCK DEPTH	BLOCK WIDTH	BLOCK HEIGHT	BLOCK WEIGHT	SHOULDER PINS	PIECES PER CUBE	LAYERS PER CUBE	PIECES PER LAYER	WEIGHT PER PIECE	WEIGHT PER CUBE
A	12"	14"   8"	3"	-	No	64	4	16	-	3100 lbs.

All measurements are approximate.

**COUNTRY MANOR® FIRE PIT KIT**

- A. WALL STONE CAP  
3" x 14" | 8" x 12"



PACKAGE CONTENTS: METAL FIRE RING | PRE-CUT CLAY FIRE BRICK | BLACK BUCKET WITH STONE DUST  
A total of sixty (60) Country Manor Cap Stones are used to build a 15" high fire pit (five courses of twelve).

PRODUCT	BLOCK DEPTH	BLOCK WIDTH	BLOCK HEIGHT	BLOCK WEIGHT	SHOULDER PINS	PIECES PER CUBE	LAYERS PER CUBE	PIECES PER LAYER	WEIGHT PER PIECE	WEIGHT PER CUBE
A	12"	14"   8"	3"	30 lbs.	No	-	10	-	-	-

10 layers of block per cube. Country Manor Caps and Keystone Adhesive sold separately.  
All measurements are approximate. Screens are available for Country Manor Fire Pit.

**DIAMOND® 9D**

- A. DIAMOND 9D  
6" x 17 3/4" x 9"
- B. 3" UNIVERSAL CAP  
3" x 17 1/4" x 10 3/8"



PRODUCT	BLOCK DEPTH	BLOCK WIDTH	BLOCK HEIGHT	SQ. FT. PER CUBE	SHOULDER PINS	PIECES PER CUBE	LAYERS PER CUBE	PIECES PER LAYER	WEIGHT PER PIECE	WEIGHT PER CUBE
A	9"	17 3/4"	6"	44.4	No	60	5	12	52	3120 lbs.
B	10 3/8"	17 1/4"	3"	-	No	48	4	12	34	1632 lbs.

**DIAMOND PRO®**

- A. DIAMOND PRO  
8" x 18" x 12"
- B. CORNER  
8" x 18" x 9"
- C. 4" UNIVERSAL CAP  
4" x 17 1/4" / 12" x 10 3/8"




PRODUCT	BLOCK DEPTH	BLOCK WIDTH	BLOCK HEIGHT	SQ. FT. PER CUBE	SHOULDER PINS	PIECES PER CUBE	LAYERS PER CUBE	PIECES PER LAYER	WEIGHT PER PIECE	WEIGHT PER CUBE
A	12"	18"	8"	48	No	48	4	12	74	3552 lbs.
B	9"	18"	8"	54	No	36	3	12	101	3636 lbs.
C	10 3/8"	17 1/4"	4"	-	No	72	6	12	47	3384 lbs.

It is recommended to pull from multiple pallets when installing paving stones or retaining walls in order to achieve optimal blending.

PRODUCT SPECIFICATIONS

DIAMOND PRO STONE CUT®

- A. 3-PIECE  
8" x 18" x 12"  
8" x 11" x 12"  
8" x 7" x 12"
- B. CORNER  
8" x 18" x 9"
- C. CAP  
4" x 17 1/4" / 12" x 10 3/8"



BLOCK PIECE NO.	BLOCK DEPTH	BLOCK WIDTH	BLOCK HEIGHT	SQ. FT. PER CUBE	SQ. FT. PER LAYER	LAYERS PER CUBE	PIECES PER CUBE	PIECES PER LAYER	WEIGHT PER PIECE	WEIGHT PER CUBE
A	12" 12" 12"	18" 11" 7"	8" 8" 8"	48	12	4	-	-	-	-
B.	9"	18"	8"	54	18	3	36	12	101	3636 lbs.
C.	10 3/8"	17 1/4"	4"	-	-	6	72	12	47	3384 lbs.

DRAINSTONE®

- A. DRAINSTONE  
3 1/8" x 4 1/2" x 9"



PRODUCT	LENGTH	WIDTH	HEIGHT	SQ. FT. PER LAYER	SQ. FT. PER CUBE	PIECES PER SQ. FT.	LAYERS PER CUBE	PIECES PER LAYER	WEIGHT PER PIECE	WEIGHT PER CUBE
A	3 1/8"	4 1/2"	9"	11.4	91	-	8	-	-	-

DUBLIN COBBLE® 3-PIECE

- A. 3-PIECE MODULAR  
2 3/8" x 5 15/16" x 2 15/16"  
2 3/8" x 5 15/16" x 5 15/16"  
2 3/8" x 5 15/16" x 8 7/8"
- B. LARGE SQUARE®  
2 3/8" x 8 7/8" x 8 7/8"



PRODUCT	LENGTH	WIDTH	HEIGHT	SQ. FT. PER LAYER	SQ. FT. PER CUBE	PIECES PER SQ. FT.	LAYERS PER CUBE	PIECES PER LAYER	WEIGHT PER PIECE	WEIGHT PER CUBE
A	2 15/16" 5 15/16" 8 7/8"	5 15/16" 5 15/16" 5 15/16"	2 3/8" 2 3/8" 2 3/8"	11.63	127.9	4.1	11	-	-	3470 lbs.

DUBLIN COBBLE® LARGE SQUARE

PRODUCT	LENGTH	WIDTH	HEIGHT	SQ. FT. PER LAYER	SQ. FT. PER CUBE	PIECES PER SQ. FT.	LAYERS PER CUBE	PIECES PER LAYER	WEIGHT PER PIECE	WEIGHT PER CUBE
B	8 7/8"	8 7/8"	2 3/8"	10.9	119.9	1.835	11	-	-	3275 lbs.

DUBLIN COBBLE 6" x 6"

- A. UNIT 1  
2 3/8" x 5 15/16" x 5 15/16"



PRODUCT	LENGTH	WIDTH	HEIGHT	SQ. FT. PER LAYER	SQ. FT. PER CUBE	PIECES PER SQ. FT.	LAYERS PER CUBE	PIECES PER LAYER	WEIGHT PER PIECE	WEIGHT PER CUBE
A	5 15/16"	5 15/16"	2 3/8"	12	120	-	10	-	-	-

DUBLIN COBBLE 6" x 9"

- A. UNIT 1  
2 3/8" x 5 15/16" x 8 7/8"



PRODUCT	LENGTH	WIDTH	HEIGHT	SQ. FT. PER LAYER	SQ. FT. PER CUBE	PIECES PER SQ. FT.	LAYERS PER CUBE	PIECES PER LAYER	WEIGHT PER PIECE	WEIGHT PER CUBE
A	8 7/8"	5 15/16"	2 3/8"	11.2	112	-	10	-	-	-

It is recommended to pull from multiple pallets when installing paving stones or retaining walls in order to achieve optimal blending.

DUBLIN DOMINO™

- A. MULTI-PIECE  
2 3/8" x 6" x 12"



PRODUCT	LENGTH	WIDTH	HEIGHT	SQ. FT. PER LAYER	SQ. FT. PER CUBE	PIECES PER SQ. FT.	LAYERS PER CUBE	PIECES PER LAYER	WEIGHT PER PIECE	WEIGHT PER CUBE
A	6"	12"	2 3/8"	11.88	118.8	-	10	-	-	-

ECO DUBLIN™

- A. 3-PIECE MODULAR  
3 1/8" x 6 7/8" x 3 7/16"  
3 1/8" x 6 7/8" x 6 7/8"  
3 1/8" x 6 7/8" x 10 1/4"



PRODUCT	LENGTH	WIDTH	HEIGHT	SQ. FT. PER LAYER	SQ. FT. PER CUBE	PIECES PER CUBE	LAYERS PER CUBE	PIECES PER LAYER	WEIGHT PER PIECE	WEIGHT PER CUBE
A	3 7/16" 6 7/8" 10 1/4"	6 7/8" 6 7/8" 6 7/8"	3 1/8" 3 1/8" 3 1/8"	11.45	91.6	288	8	-	-	3155 lbs.

Cubes contain all 3 shapes. Full cubes only. Square foot varies depending on installation. All measurements are approximate.

HOLLAND STONE

- A. HOLLAND STONE 4" x 8"  
2 3/8" x 7 7/8" x 3 15/16"



PRODUCT	LENGTH	WIDTH	HEIGHT	PIECES NEEDED PER SQ. FT.	SQ. FT. PER CUBE	PIECES PER CUBE	SQ. FT. PER LAYERS	PIECES PER BAND	LAYERS PER CUBE
A	7.875" 7.875"	3 15/16" 3 15/16"	2 3/8" 3 1/8"	4.46 4.46	120 96	540 432	12	-	10

Square foot varies depending on installation. All measurements are approximate.

3.125" Modular Holland is available on a per order basis. Contact your local Belgard dealer for details.

KEYLOC

- A. KELOC  
2 3/8" x 5 1/2" x 9"



PRODUCT	LENGTH	WIDTH	HEIGHT	SQ. FT. PER LAYER	SQ. FT. PER CUBE	PIECES PER SQ. FT.	LAYERS PER CUBE	PIECES PER LAYER	WEIGHT PER PIECE	WEIGHT PER CUBE
A	9"	5 1/2"	2 3/8"	11.4	114	3.5	10	-	-	3040 lbs.

All measurements are approximate.

KEYSTONE® COMPAC

- A. COMPAC CURVED FACE  
8" x 18" x 12"
- B. COMPAC STRAIGHT FACE  
8" x 18" x 12"
- C. 90° CORNER 8" COMPAC  
8" x 18" x 9"



PRODUCT	LENGTH	WIDTH	HEIGHT	SQ. FT. PER LAYER	SQ. FT. PER CUBE	PIECES PER SQ. FT.	LAYERS PER CUBE	PIECES PER LAYER	WEIGHT PER PIECE	WEIGHT PER CUBE
A	18"	12"	8"	8	40	-	5	-	-	-
B	18"	12"	8"	8	40	-	5	-	-	-
C	18"	9"	8"	10	40	-	4	-	-	-

PRODUCT SPECIFICATIONS


**KEYSTONE® STANDARD**

- A. STANDARD STRAIGHT FACE  
8" x 18" x 18"



**LAFITT™ GRANA SLAB**

- A. SMALL RECTANGLE  
2" x 14 7/8" x 7 3/8"
- B. LARGE SQUARE  
2" x 14 7/8" x 14 7/8"
- C. LARGE RECTANGLE  
2" x 14 7/8" x 22 5/16"



PRODUCT	LENGTH	WIDTH	HEIGHT	SQ. FT. PER LAYER	SQ. FT. PER CUBE	PIECES PER CUBE	LAYERS PER CUBE	PIECES PER LAYER	WEIGHT PER PIECE	WEIGHT PER CUBE
A	14 7/8"	7 3/8"	2"	11.65	163.2	112	14	8	-	-
B	14 7/8"	14 7/8"	2"							
C	14 7/8"	22 5/16"	2"							

To help avoid scuff marks, Belgard recommends the use of a neoprene or rubber pad attachment on the plate compactor.

**LAFITT™ PAVER**

- A. SMALL RECTANGLE  
2 3/8" x 7 1/16" x 3 9/16"
- B. SQUARE  
2 3/8" x 7 1/16" x 7 1/16"
- C. LARGE RECTANGLE  
2 3/8" x 7 1/16" x 10 5/8"




PRODUCT	LENGTH	WIDTH	HEIGHT	SQ. FT. PER LAYER	SQ. FT. PER CUBE	PIECES PER CUBE	LAYERS PER CUBE	PIECES PER LAYER	WEIGHT PER PIECE	WEIGHT PER CUBE
A	7 1/16"	3 9/16"	2 3/8"	11.33	124.68	352	11	32	-	-
B	7 1/16"	7 1/16"	2 3/8"							
C	7 1/16"	10 5/8"	2 3/8"							

To help avoid scuff marks, Belgard recommends the use of a neoprene or rubber pad attachment on the plate compactor.

**LAFITT™ RUSTIC SLAB**

- A. SMALL RECTANGLE  
2" x 14 7/8" x 7 3/8"
- B. LARGE SQUARE  
2" x 14 7/8" x 14 7/8"
- C. LARGE RECTANGLE  
2" x 14 7/8" x 22 5/16"



PRODUCT	LENGTH	WIDTH	HEIGHT	SQ. FT. PER LAYER	SQ. FT. PER CUBE	PIECES PER CUBE	LAYERS PER CUBE	PIECES PER LAYER	WEIGHT PER PIECE	WEIGHT PER CUBE
A	14 7/8"	7 3/8"	2"	11.65	163.2	112	14	8	-	-
B	14 7/8"	14 7/8"	2"							
C	14 7/8"	22 5/16"	2"							

To help avoid scuff marks, Belgard recommends the use of a neoprene or rubber pad attachment on the plate compactor.

**LONDON COBBLE™**

- A. SQUARE  
2 3/8" x 6" x 6"
- B. RECTANGLE\*  
2 3/8" x 6" x 9"



PRODUCT	LENGTH	WIDTH	HEIGHT	PIECES NEEDED PER SQ. FT.	SQ. FT. PER CUBE	PIECES PER CUBE	SQ. FT. PER BAND	SQ. FT. PER LAYER	LAYERS PER CUBE
A	6"	6"	2 3/8"	3.62	120	420	-	12	10
B	9"	6"	2 3/8"	2.42	112	300	-	11.2	10

**LONDON COBBLE™ CIRCLE**

- A. 5 PIECE CIRCLE  
2 3/8" x 6" x VARIABLE



PRODUCT	LENGTH	WIDTH	HEIGHT	LAYERS PER CUBE	SQ. FT. PER CUBE	PIECES PER CUBE	SQ. FT. PER LAYER	PIECES PER SQ. FT.	WEIGHT PER CUBE
-	variable	6"	2 3/8"	5	42	-	8.4	5.06	2300

Square foot varies depending on installation. All measurements are approximate.

**MEGA-ARBEL®**

- A. MEGA-ARBEL MAIN MODULE\*  
3 1/8" x 15 3/8" x 21"



PRODUCT	LENGTH	WIDTH	HEIGHT	SQ. FT. PER LAYER	SQ. FT. PER CUBE	PIECES PER CUBE	LAYERS PER CUBE	PIECES PER LAYER	WEIGHT PER PIECE	WEIGHT PER CUBE
A	21"	15 3/8"	3 1/8"	8.69	77.4	54	9	-	-	2930 lbs.

**MEGA-ARBEL® PATIO SLAB**




PRODUCT	LENGTH	WIDTH	HEIGHT	SQ. FT. PER LAYER	SQ. FT. PER CUBE	PIECES PER CUBE	LAYERS PER CUBE	PIECES PER LAYER	WEIGHT PER PIECE	WEIGHT PER CUBE
A	21"	15 3/8"	2 3/8"	-	104.4	-	-	-	-	-

To help avoid scuff marks, Belgard recommends the use of a neoprene or rubber pad attachment on the plate compactor.  
\* There are 6 different configurations within the same basic footprint.

PRODUCT SPECIFICATIONS

**MEGA-BERGERAC™**

- A. 3-PIECE MODULAR  
 3 1/8" x 9 1/2" x 4 3/4"  
 3 1/8" x 9 1/2" x 9 1/2"  
 3 1/8" x 9 1/2" x 14 1/4"
- B. LARGE SQUARE  
 3 1/8" x 14 1/4" x 14 1/4"



PRODUCT	LENGTH	WIDTH	HEIGHT	SQ. FT. PER LAYER	SQ. FT. PER CUBE	PIECES PER CUBE	LAYERS PER CUBE	PIECES PER LAYER	SHAPES PER CUBE	WEIGHT PER CUBE
A	9 1/2"	4 3/4"	3 1/8"	10.9	98.1	40	9	5	3	-
	9 1/2"	9 1/2"	3 1/8"					6		
	9 1/2"	14 1/4"	3 1/8"					6		

\* Cubes contain all 3 shapes. Full cubes only. All dimensions are nominal and approximate.


**MEGA-BERGERAC™ LARGE SQUARE**

PRODUCT	LENGTH	WIDTH	HEIGHT	SQ. FT. PER LAYER	SQ. FT. PER CUBE	PIECES PER CUBE	LAYERS PER CUBE	PIECES PER LAYER	SHAPES PER CUBE	WEIGHT PER CUBE
B	14 1/4"	14 1/4"	3 1/8"	8.37	75.3	45	9	9	1	-

\* Cubes contain 1 shape.

**MEGA-LAFITT™ 3-PIECE**

- A. 3-PIECE MODULAR  
 3 1/8" x 10 1/2" x 5 1/4"  
 3 1/8" x 10 1/2" x 10 1/2"  
 3 1/8" x 10 1/2" x 15 3/4"
- B. LARGE SQUARE  
 3 1/8" x 15 3/4" x 15 3/4"



PRODUCT	LENGTH	WIDTH	HEIGHT	SQ. FT. PER LAYER	SQ. FT. PER CUBE	PIECES PER CUBE	LAYERS PER CUBE	PIECES PER LAYER	WEIGHT PER PIECE	WEIGHT PER CUBE
A	10 1/2"	5 1/4"	3 1/8"	10.3	92.66	36	9	-	-	3411 lbs.
	10 1/2"	10 1/2"	3 1/8"					36		
	10 1/2"	15 3/4"	3 1/8"					45		

\* Cubes contain all 3 shapes. To help avoid scuff marks, Belgard recommends the use of a neoprene or rubber pad attachment on the plate compactor.

**MEGA-LAFITT™ LARGE SQUARE**

PRODUCT	LENGTH	WIDTH	HEIGHT	SQ. FT. PER LAYER	SQ. FT. PER CUBE	PIECES PER CUBE	LAYERS PER CUBE	PIECES PER LAYER	WEIGHT PER PIECE	WEIGHT PER CUBE
B	15 3/4"	15 3/4"	3 1/8"	10.34	93.02	54	9	-	-	3463 lbs.

\* Cubes contain 1 shape. All dimensions are nominal and approximate. Large stone packed separately. To help avoid scuff marks, Belgard recommends the use of a neoprene or rubber pad attachment on the plate compactor.

**OLD WORLD PAVER™**

- A. OLD WORLD 3-PIECE  
 3 1/8" x 5" x 7 5/8"  
 3 1/8" x 5" x 10 1/4"  
 3 1/8" x 5" x 12 3/4"
- B. MEGA OLD WORLD 3-PIECE  
 3 1/8" x 10 1/16" x 7 11/16"  
 3 1/8" x 10 1/16" x 10 1/16"  
 3 1/8" x 10 1/16" x 12 13/16"



PRODUCT	LENGTH	WIDTH	HEIGHT	SQ. FT. PER LAYER	SQ. FT. PER CUBE	PIECES PER CUBE	LAYERS PER CUBE	PIECES PER LAYER	WEIGHT PER PIECE	WEIGHT PER CUBE
A	7 5/8"	5"	3 1/8"	11.28	101.5	288	9	32	-	3250 lbs.
	10 1/4"	5"	3 1/8"							
	12 3/4"	5"	3 1/8"							

To help avoid scuff marks, Belgard recommends the use of a neoprene or rubber pad attachment on the plate compactor.

**MEGA OLD WORLD**

PRODUCT	LENGTH	WIDTH	HEIGHT	SQ. FT. PER LAYER	SQ. FT. PER CUBE	PIECES PER CUBE	LAYERS PER CUBE	PIECES PER LAYER	WEIGHT PER PIECE	WEIGHT PER CUBE
B	7 11/16"	10 1/16"	3 1/8"	9.62	76.94	104	8	-	-	2722 lbs.
	10 1/16"	10 1/16"	3 1/8"							
	12 13/16"	10 1/16"	3 1/8"							

To help avoid scuff marks, Belgard recommends the use of a neoprene or rubber pad attachment on the plate compactor.

**SUBTERRA™ STONE**

- A. SUBTERRA  
 3 1/8" x 8 1/8" x 11 7/8"



PRODUCT	LENGTH	WIDTH	HEIGHT	SQ. FT. PER LAYER	SQ. FT. PER CUBE	PIECES PER CUBE	LAYERS PER CUBE	PIECES PER LAYER	WEIGHT PER PIECE	WEIGHT PER CUBE
A	11 7/8"	8 1/8"	3 1/8"	12	120	-	10	20	-	-

Please note that an interlocking permeable paver installation will vary greatly from a typical interlocking concrete paver installation and will differ on a job-to-job basis. Please contact your local Belgard sales representative for more details. See the Belgard Permeable Paver detail at [www.belgard.biz](http://www.belgard.biz).

PRODUCT SPECIFICATIONS

**TURFSTONE™**

- A. TURFSTONE  
3 1/8" x 24" x 16"



PRODUCT	LENGTH	WIDTH	HEIGHT	PIECES NEEDED PER SQ. FT.	SQ. FT. PER CUBE	PIECES PER CUBE	SQ. FT. PER LAYER	PIECES PER BAND	LAYERS PER CUBE
A	24"	16"	3 1/8"	*	107	32	13.58	-	8

\* Turfstone (sq. ft. per piece - 2.6), pieces needed per 10 sq. ft. - 4.  
3.125" natural light gray only. All measurements are approximate.

**URBANA™ STONE 3-PIECE**

- A. 3-PIECE MODULAR\*\*  
2 3/8" x 7 7/8" x 3 15/16"  
2 3/8" x 7 7/8" x 7 7/8"  
2 3/8" x 7 7/8" x 11 13/16"  
B. LARGE SQUARE\*\*  
2 1/8" x 11 13/16" x 11 13/16"



PRODUCT	LENGTH	WIDTH	HEIGHT	SQ. FT. PER LAYER	SQ. FT. PER CUBE	PIECES PER CUBE	LAYERS PER CUBE	PIECES PER LAYER	WEIGHT PER PIECE	WEIGHT PER CUBE
A	3 15/16" 7 7/8" 11 13/16"	7 7/8" 7 7/8" 7 7/8"	2 3/8" 2 3/8" 2 3/8"	11.63	116.3	mixed*	10	-	-	3660 lbs.

\* 3-piece has various shapes mixed.

**URBANA™ STONE LARGE SQUARE**

PRODUCT	LENGTH	WIDTH	HEIGHT	SQ. FT. PER LAYER	SQ. FT. PER CUBE	PIECES PER CUBE	LAYERS PER CUBE	PIECES PER LAYER	WEIGHT PER PIECE	WEIGHT PER CUBE
B	11 13/16"	11 13/16"	2 3/8"	11.65	116.5	120	10	-	-	3150 lbs.

\*\* Not recommended for vehicular traffic. Large stone packed separately. To help avoid scuff marks, Belgard recommends the use of a neoprene or rubber pad attachment on the plate compactor.

**VERSA-LOK® STANDARD & WEATHERED**


- A. STANDARD  
6" x 16"/14" x 12"  
B. STANDARD WEATHERED  
6" x 16"/14" x 12"



PRODUCT	LENGTH	WIDTH	HEIGHT	SQ. FT. PER LAYER	SQ. FT. PER CUBE	PIECES PER SQ. FT.	PIECES PER CUBE	PIECES PER LAYER	WEIGHT PER PIECE	WEIGHT PER CUBE
A	12"	16"/14"	6"	-	120	-	48	-	-	3584 lbs
B	12"	16"/14"	6"	-	120	-	48	-	-	3584 lbs

**VERTICA®**

- A. VICTORIAN FACE 2°  
8" x 18" x 11"  
B. CORNER  
8" x 18" x 9"  
C. CAP  
4" x 17 1/4" /12" x 10 3/8"



PRODUCT	LENGTH	DEPTH	HEIGHT	SQ. FT. PER LAYER	SQ. FT. PER CUBE	PIECES PER CUBE	LAYERS PER CUBE	PIECES PER LAYER	WEIGHT PER PIECE	WEIGHT PER CUBE
A	18"	11"	8"	12	36	36	3	12	-	-
B	18"	9"	8"	18	54	36	3	12	101	3636lbs.
C	17 1/4"/12"	10 3/8"	4"	-	-	72	6	12	47	3384 lbs.

**VERTICA PRO®**

- A. VICTORIAN FACE 2°  
8" x 18" x 20"  
B. CORNER  
8" x 18" x 9"



PRODUCT	LENGTH	WIDTH	HEIGHT	SQ. FT. PER LAYER	SQ. FT. PER CUBE	PIECES PER CUBE	LAYERS PER CUBE	PIECES PER LAYER	WEIGHT PER PIECE	WEIGHT PER CUBE
A	18"	20"	8"	6	30	30	5	6	115	3450 lbs.
B	18"	9"	8"	18	54	36	3	12	101	3636 lbs.

**WESTON STONE® UNIVERSAL WALL**

- A. UNIVERSAL  
4" x 12" x 8"



PRODUCT	BLOCK DEPTH	BLOCK WIDTH	BLOCK HEIGHT	SQ. FT. PER PALLET	BLOCKS PER CUBE	PINS	LAYERS PER CUBE	PIECES PER LAYER	MAXIMUM WALL HEIGHT
A	12"	8"	4"	40	120	No	6	20	2.5'

This is a pinless system. Maximum wall height is 2 1/2 feet. Walls exceeding 2 1/2 feet in height may require geogrid reinforcing and the consultation of a qualified engineer. Contact your Belgard sales representative or dealer for assistance. Weston Stone wall units must be glued with a quality construction adhesive to develop the necessary mechanical bond. All measurements herein are approximate. Natural materials are used in the manufacturing of this product. Color variations can be expected. For actual color, request a color sample.

TAKE YOUR HOME FROM  
EVERYDAY TO EXTRAORDINARY

---

WHEN PATIOS, WALLS AND WALKWAYS ARE CONSTRUCTED WITH BELGARD HARDSCAPES, THE VALUE OF THE HOME IS LIKELY TO INCREASE. WHY? BECAUSE NOTHING QUITE EQUALS THE REMARKABLE BEAUTY OF A WELL-DESIGNED OUTDOOR SPACE FEATURING PAVERS AND WALLS LAID OUT IN AN INTRICATE PATTERN. EVEN A SIMPLE PAVER-CONSTRUCTED DRIVEWAY OUTSHINES THE BEST ASPHALT OR CONCRETE SLAB. BETTER YET, WITH THE DIVERSE RANGE OF COLORS, SHAPES AND TEXTURES AVAILABLE, THERE'S A BELGARD PAVER TO PERFECTLY COMPLEMENT ANY HOME STYLE, IMPROVING BOTH THE CURB APPEAL AND OVERALL VALUE OF YOUR LARGEST INVESTMENT, YOUR HOME.



## CUSTOMER WARRANTY

---

BELGARD IS PROUD TO INFORM YOU THAT ALL OF OUR INTERLOCKING CONCRETE PAVERS AND RETAINING WALLS MEET AND EXCEED THE REQUIREMENTS OF ASTM C-936 AND ASTM C-1372. BELGARD GUARANTEES ITS PRODUCTS AGAINST MANUFACTURING DEFECTS FOR AS LONG AS YOU OWN YOUR HOME. THIS WARRANTY IS TRANSFERABLE. IT IS RECOMMENDED THAT A BELGARD AUTHORIZED CONTRACTOR WHO GUARANTEES THEIR WORKMANSHIP FOR 2 YEARS INSTALL ALL OF THE HARDSCAPES PRODUCTS. THE GUARANTEE DOES NOT APPLY TO SPLITTING, CHIPPING OR OTHER BREAKAGE THAT COULD BE CAUSED BY IMPACT, ABRASION OR OVERLOADING. THIS WARRANTY IS ONLY VALID IF THE MATERIAL IS INSTALLED UNDER THE GUIDELINES OF THE ICPI ([www.icpi.org](http://www.icpi.org)), THE NCMA ([www.ncma.org](http://www.ncma.org)) OR THE BELGARD INSTALLATION GUIDELINE MANUAL. THIS WARRANTY IS FOR RESIDENTIAL CONSTRUCTION ONLY AND DOES NOT IMPLY A WARRANTY FOR COMMERCIAL APPLICATIONS. BELGARD'S OBLIGATION IS LIMITED TO THE SUPPLYING OF NEW MATERIAL AT NO CHARGE. BELGARD WILL NOT BE RESPONSIBLE FOR ANY REPLACEMENT LABOR. BELGARD WILL HONOR THIS WARRANTY WITH THE ORIGINAL PROOF OF PURCHASE. COLOR MATCHING CANNOT BE GUARANTEED.

---

ANCHOR – AN OLDCASTLE COMPANY

MID-ATLANTIC REGION

13555 WELLINGTON CENTER CIRCLE, SUITE 101

GAINESVILLE, VA 20155

PH: 866.259.9473



[Facebook.com/BelgardHardscapes](https://www.facebook.com/BelgardHardscapes)



[Twitter.com/Belgard](https://twitter.com/Belgard)



[Belgardhardscapes.wordpress.com](http://Belgardhardscapes.wordpress.com)



[Pinterest.com/Belgard](https://www.pinterest.com/Belgard)



[YouTube.com/BelgardHardscapes](https://www.youtube.com/BelgardHardscapes)



BELGARD.BIZ

© Copyright 2013 Oldcastle. All Rights Reserved.