

Windows for a Lifetime



Soft-Lite®
Pro™

Soft-Lite®
Classic™

 **Soft-Lite**®
Windows
Bringing quality to light.

2 Great Windows

These days, with so many choices, deciding on a window can be challenging. So we've made it easy for you!

We feature two extremely energy efficient windows that both provide beauty and comfort. The chart below explains their differences and helps you choose the right window for your home.

You Can See The Difference!



Soft-Lite® Pro

Soft-Lite® Classic

Top of Frame*	Full Head Bevel	Drip Cap
Interior/Exterior Colors	Soft-White, Beige, Brown [†]	Soft-White, Beige, Brown [†]
Spacer System*	Super Spacer® (Standard)	Intercept® (Standard)
Glass Pack Standard*	Double Strength dsb/low-e/argon	Single Strength ssb/low-e Plus/argon
Lifetime Glass Breakage*	Optional with 10% upcharge	Optional with 10% upcharge
Comfort Foam*	Frame/Sash (Standard)	Frame/Sash (Optional)
Reinforcement at Meeting Rail*	All sizes (Standard)	48" and up (Standard)
Overall IGU Thickness	7/8"	3/4"
Balance system	1/2" Certa-Force	1/2" Certa-Force
Balance Covers	yes	yes
Screen	Extruded Alum-Black-half-screen	Extruded Alum-Black-half-screen
Standard Lock	Delta Cam	Delta Cam
Nailing Fin/Nailing Fin & J-Channel	Optional	Optional
NFRC-Thermal	U-factor - 0.28	U-factor - 0.30
Solar Heat Gain Coefficient	SHGC - 0.30	SHGC - 0.29

GOLD LABEL CERTIFICATION — Meets and exceeds Industry Standards

AAMA Overall	R-50	R-35
AAMA Structural	DP-50/171 mph	DP-35/143 mph
AAMA Water	Grade 50-54 mph	Grade 45-51 mph
AAMA Air	.07cfm at 25mph	.07cfm at 25mph**

*Upgrade options, see price book.

[†]Brown is AAMA SILVER Label Certified.

**with reinforcement upgrade. Standard Classic without reinforcement is .11CFM

Special Features Provide Durability and Energy Efficiency



Screen latch locks screen in place.



Aesthetically pleasing fusion weld is featured on both the sash and main frame.



Comfort foam improves thermal efficiency and reduces outside noise. Comes standard on the Pro and optional on the Classic.



Soft-Lite Windows Will Give You Peace of Mind!

1. Superior Design: One-piece telescoping sloped sill creates strong bond between sill and jamb for maximum weather protection.
2. Superior Engineering: Triple Interlocking Systems. Top and bottom sash lock into sill frame. Meeting rails interlock to create a weather barrier and add structural integrity.
3. Multi-chambered frames with heavy gauge vinyl walls provide superior strength and increased thermal efficiency.
4. Pro/Classic windows use Soft-Lite lead-free, virgin PVC vinyl. This superior quality, maintenance-free vinyl stands up to the weather, wherever you live, for a lifetime.
5. Drip Cap design at the head of the Classic window provides excellent water shedding. The Pro window uses a full beveled head for a consistent look around the top and sides of the window.
6. 3/4" DH-10 insulated glass. Saves energy year round and reduces outside noise.
7. Spacer Systems: Classic incorporates Intercept® spacer technology for reduced thermal conduction and condensation around glass perimeter. For optimal reduction of heat and cold transfer around the glass perimeter, Pro uses TrueWarm® SuperSpacer®.
8. With our innovative Certa-Force System your windows will always provide the easiest lift action possible. Our system is corrosion proof, never needs lubrication, and comes with a lifetime warranty.
9. Tight mortise-cut, double-wall sill dam extends inside the jamb, eliminating the need to caulk an open seam.



Soft-Lite Pro
Dual Pane High
Performance **Double**
Strength Low-E Glass with
Super Spacer® and Argon



Soft-Lite Classic
Dual Pane High
Performance **Single**
Strength Low-E Plus Glass
with **Intercept®** and Argon

The PRO and CLASSIC are offered in several energy efficient glass options. Also available are tinted and tempered glass, and Solar Low-e coating which blocks 94% of damaging UV rays and minimizes fading.



Triple Pane Ultimate Glass
with **Super Spacer**
and Krypton



Triple Pane Ultra Glass
with **Intercept** Spacer
and Argon



Delta heavy duty lock secures sashes and gives maximum weather protection.



1) Heavy duty vent lock allows window to remain partially open.
2) Low profile tilt latches are easy to use.



Metal reinforcement is standard on Pro and optional on Classic.

Soft-Lite Choices

One of the greatest benefits of choosing our Soft-Lite windows are their decorative choices.

Your new Soft-Lite Pro or Classic windows will not only keep you comfortable with excellent energy efficient characteristics, they will also keep you smiling with all their color choices and grid options.



Contour Grids




Flat Grids




Grids are available in colors to match your windows. All contour and flat grids are contained within the insulated glass. The grids stay dirt-free for a lifetime and the outside glass remains easy to clean.

Grid Patterns



Diamond
(Flat Only)



Colonial
(Flat and
Contour)



Starburst
(Flat and Contour)



Sunburst
(Flat Only)

Lifetime Warranty

Our Lifetime Warranty is designed to protect your investment and our reputation. It guarantees that our windows will not rot, rust, warp, pit, corrode or blister, and that our vinyl colors will remain true for the life of your home.

Our Lifetime Warranty is non-prorated and is fully transferable. We also warranty all moving parts and the hermetically insulated seal against defects in materials or workmanship. Finally, we offer an optional lifetime glass breakage rider for extra peace of mind.



Soft-Lite Windows is proud to be an Energy Star® Partner. When you buy Soft-Lite's Energy Star® qualified Pro or Classic windows, you're buying the best.



To be certified a window must have an NFRC® label affixed to it.

Soft-Lite tests all its windows to NFRC® specifications. Summary test results are available from your Soft-Lite authorized dealer.



Manufacturer of Certified Products

Soft-Lite tests all its windows to AAMA® specifications. Results are available on the AAMA® website and detailed test results are available from your Soft-Lite authorized dealer.

Color Choices

STANDARD
INT./EXT.
VINYL COLORS

Beige**

Soft-White™

Brown†

**Garden windows not available in Beige
†Brown is AAMA SILVER Label Rated

INTERIOR
WOODGRAIN
COLORS*

Light Oak

Medium Oak

Cherry

Brazilian Cherry

*Garden windows not available in woodgrains



EXTERIOR PVC BOND COLORS

Forest
Green 78

Champagne 10

Rosewood
57

Sierra 83

Wedgewood
Blue 93

Sandstone
37

Gray 39

Terratone
53

Almond 20

Royal Brown
24

Colonial
Ivory 32

Bronze 21

Coastal Dune
08

Black 09

Sure-Coat™ is available in 14 colors. Our color matching system also allows us to custom match any color you choose. For a small fee we send your color sample to our World Class color supplier for a perfect match. Sure-Coat™ is warranted for 10 years.

We offer Custom Colors! Please see your Soft-Lite Dealer for details about our custom color program! Actual color samples may vary from brochure. See your Soft-Lite Dealer for more precise color representations.




Specialty Windows and Doors

One exciting benefit of choosing the Pro/Classic product line is our large selection of window and door styles. Now you can include your windows and patio doors in your interior decorating plans.



All Soft-Lite windows are maintenance-free, which gives you more time to do the things that really matter in life.



Three-Lite Slider



Two-Lite Casement

Casements

The Pro/Classic Casement windows provide industry leading AAMA Gold Label Certified performance and some of the best NFRC Rated U-Factor in the window business.

Air: .05 cfm at 25 mph

Water: DP50, 54 mph at 8" rain per hour

Design Pressure: DP40, 153 mph windload

Thermal NFRC Tested:

Pro: .17 U-factor with Ultimate Glass

Classic: .18 U-factor with Ultimate glass




Bay Window with Casement side vents



Five-Lite Bow with Casement end vents.



Thermal Glide patio door.

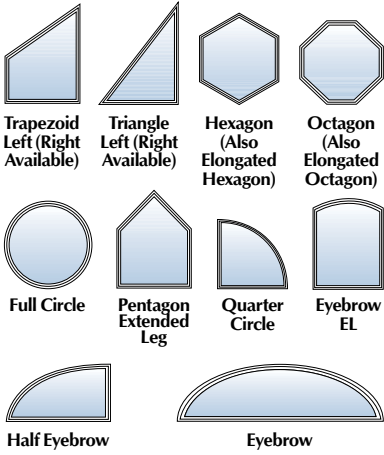


Available with internal miniblinds in a tilt-only option



Garden window with trapezoid Casements.

Special Shapes



Our custom shaped architectural windows are fusion welded and available with these options:

- Soft-White, Beige, or Brown vinyl. Light Oak, Medium Oak Cherry, and Brazilian Cherry wood-grain interiors with Soft-White or Beige exterior.
- Starburst, Sunburst, or Colonial grid patterns.
- Frosted glass.
- Low-E glass.

Etched Glass Options



No One Will Give You More.™

Soft-Lite®
Windows
Bringing quality to light.

10250 Philipp Parkway,
Streetsboro, OH 44241
Phone: (330) 528-3400
Fax: (330) 528-3501
www.soft-lite.com

Select Among High-Performance Glazing Options

Soft-Lite purchases the best available glass products from leaders in the industry who focus exclusively on glass fabrication. Consult with your Soft-Lite Window Representative for many additional options and ancillary products. **ALL NFRC WINDOW LABELS** refer to whole window performance, not just the insulated glass unit.

Soft-Lite Pro Dual Pane High Performance **Double Strength** Low-E Glass with **Super Spacer®** and Argon

ENERGY STAR® Qualified in Highlighted Regions	
VINYL DOUBLE HUNG PRO Double Glazing, Argon Fill, Low-E	
ENERGY PERFORMANCE RATINGS	
U-Factor (U.S.I-P)	Solar Heat Gain Coefficient
0.28	0.30
ADDITIONAL PERFORMANCE RATINGS	
Visible Transmittance	Condensation Resistance
0.54	56



This window is Energy Star qualified in North, North-Central, & South-Central zones. Upgrade of SOLAR LOW-E qualifies window in South zone and provides:

U-factor: 0.27, SHGC: 0.21, Visible Transmittance: 0.49

Soft-Lite Classic Dual Pane High Performance **Single Strength** Low-E Plus Glass with **Intercept®** and Argon

ENERGY STAR® Qualified in Highlighted Regions	
VINYL DOUBLE HUNG CLASSIC Double Glazing, Argon Fill, Low-E	
ENERGY PERFORMANCE RATINGS	
U-Factor (U.S.I-P)	Solar Heat Gain Coefficient
0.30	0.29
ADDITIONAL PERFORMANCE RATINGS	
Visible Transmittance	Condensation Resistance
0.55	55



This window is Energy Star qualified in North, North-Central, & South-Central zones. Upgrade of SOLAR LOW-E qualifies window in South zone and provides:

U-factor: 0.30, SHGC: 0.21, Visible Transmittance: 0.50

Ultimate Glass™

Soft-Lite Pro Triple Pane Ultimate Glass with **Super Spacer** and Krypton

ENERGY STAR® Qualified in Highlighted Regions	
VINYL DOUBLE HUNG PRO Triple Glazing, Krypton Fill, Low E	
ENERGY PERFORMANCE RATINGS	
U-Factor (U.S.I-P)	Solar Heat Gain Coefficient
0.18	0.26
ADDITIONAL PERFORMANCE RATINGS	
Visible Transmittance	Condensation Resistance
0.43	68




This window is Energy Star qualified in ALL Climate Zones. NO UPGRADE NEEDED.

ULTRA GLASS™

Soft-Lite Classic Triple Pane Ultra Glass with **Intercept** Spacer and Argon

ENERGY STAR® Qualified in Highlighted Regions	
VINYL DOUBLE HUNG CLASSIC Triple Glazing, Argon Fill, Low-e	
ENERGY PERFORMANCE RATINGS	
U-Factor (U.S.I-P)	Solar Heat Gain Coefficient
0.24	0.27
ADDITIONAL PERFORMANCE RATINGS	
Visible Transmittance	Condensation Resistance
0.44	63



This window is Energy Star qualified in ALL Climate Zones. NO UPGRADE NEEDED.



Multiple Crystal Achievement Award Winner

We Give You a Lifetime of Support.

We've been here since 1934. All our windows are built to last, and are backed by an on-going commitment to the people who buy them. Quality and commitment have been the cornerstone of our success in the past. They will continue to serve as the foundations for our efforts in the future.

© 2011 Soft-Lite L.L.C. Printed in the U.S.A. Specifications subject to change without notice. All photos and illustrations are property of Soft-Lite L.L.C. unless otherwise indicated. Soft-Lite® is a registered trademark of Soft-Lite L.L.C. Super Spacer®, Health Smart Windows® and TrueWARM™ are registered trademarks of Edgetech I.G. Inc. Energy Star® is a registered trademark of the EPA. Intercept® is a registered trademark of PPG Industries. No One Will Give You More™, Soft-Lite Pro™, Soft-Lite Classic™, Certa-Force™, Ultra-Glass™, and Ultimate-Glass™ are trademarks of Soft-Lite L.L.C.



www.NewWindEnergy.com

LITSL-DIST (Rev. 6-11)