



*New Construction Windows and Doors*

J-CHANNEL CONTRACTOR SERIES



VINYL NEW CONSTRUCTION WINDOWS & PATIO DOORS  
Integral J-channel

## THE RIGHT CHOICE FOR NEW CONSTRUCTION.



*With Double Hung, Single Hung, Casement, Picture and Geometric windows available, the Contractor series has the perfect window for every new construction application.*

## CONTRACTOR SERIES

**T**he Simonton ProFinish® Contractor series combines style, versatility and quality. Many features, like an integral J-channel, make installation easier and a streamlined exterior will complement virtually any style of home. Available in both windows and patio doors, this comprehensive line offers contractors and builders the choices they are looking for when it comes to dependable quality. And with the features that today's homeowners demand for convenience and energy efficiency, it is easy to see why the Simonton ProFinish® Contractor series is the right choice for new construction.



*A single Picture window can make a dramatic statement.*

*Contractor series windows and doors complement virtually any exterior home style.*





*This home with Double Hung windows, Geometric windows and Patio Doors is a great example of how Contractor series windows and doors work together to provide a seamless effect.*



#### PERFORMANCE FEATURES

- Integral nailing fin for quicker installation.
- Welded frame and sash for increased strength and easier handling.
- Extruded vinyl resists fading, chipping and will not deteriorate over time.
- The color is molded clear through the vinyl.
- Can be ordered with ProSolar™ soft coat Low E glass and an Argon gas fill to help reduce heat loss in winter while maintaining air-conditioned air in the summer.
- A 3/4" insulating glass unit and Intercept® spacer system provide increased energy efficiency.
- The stainless steel, U-shaped design of the optional Supercept™ spacer system delivers thermal performance, structural integrity and durability to help maximize the performance of your window.
- All styles meet new construction specifications.
- Preassembled, ready-to-install jamb extenders are available to make installation even easier.
- Lifetime Limited Warranty.

*Double Hung windows capped with a Half-round make a great focal point.*



## NEW CONSTRUCTION MADE SIMPLE.



Mulling three windows together is a great way to open up a room.

### SINGLE HUNG

**S**imonton ProFinish® Contractor Single Hung windows combine an attractive, versatile appearance with the features homeowners want most – all in a unit that is designed for easy and accurate installation.

- Integral J-channel for easier siding applications.
- 3/4" insulating glass unit.
- Attractive beveled exterior.
- Welded frame and sash for increased strength.
- Sloped sill design initiates quicker water drainage.
- Meeting rail overlaps and interlocks sash for a weather-resistant seal.
- Removable sash for pass through of construction materials.
- Triple-chambered compound-cut sill reduces potential for bowing.
- Sill dam weatherstripping for increased thermal performance.
- Available in standard sizes and, for an additional cost, custom sizes.

Single and Double Hung windows are excellent choices for any type of house.

Integral J-channel

Beveled Exterior

Fusion-welded Frame

Flush-mount Tilt Latches

Fusion-welded Sash

Overlapping, Interlocking Meeting Rail

Pivot Alignment System (not shown)

Extruded Lift Rail

Integral Nailing Fin

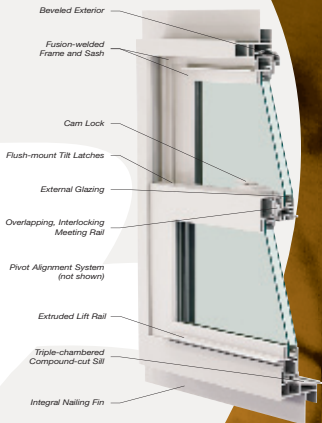


**BUILT BY PROFESSIONALS, FOR PROFESSIONALS.**

## DOUBLE HUNG

**S**imonton ProFinish® Contractor Double Hung windows were created with the professional in mind. With strength, dependability and the versatility to be used alone or in combinations, the Contractor Double Hung is the right window for doing the job right.

- 1-3/4" nailing fin helps prevent damage to exterior leg during installation.
- 5/8" length of exterior leg of J-channel helps hide uneven siding edges.
- 15/16" distance between J-channel leg and nailing fin offers more flexibility with siding applications.
- Exterior J-channel configuration of frame eliminates preparation time.
- Attractive beveled exterior.
- Welded frame and sash for strength and rigidity.
- Triple-chambered compound-cut sill helps prevent bowing.
- 10-degree sloped sill promotes water drainage.
- Sill dam weatherstripping protects against water infiltration.
- Stainless steel constant force coil spring balance system for smooth sash operation.
- The pivot alignment system produces precise alignment of frame to sash, improving squareness and operation.
- Meeting rail overlaps and interlocks sash for weather resistance.
- A variety of standard sizes are available; custom specifications are available at a small additional charge.



*A large Double Hung window over a kitchen counter can offer an unobstructed view.*



## SMOOTH INSTALLATION. SMOOTH PERFORMANCE.



*Slider windows can be custom built for almost any configuration.*


### SLIDER

**T**he Simonton ProFinish® Contractor Slider is hard to beat for easy installation, popular features and smooth operation. Available in Single or 3-lite configurations, the Contractor Slider provides reliable performance and an attractive appearance that complements the entire ProFinish® line.

- Attractive beveled exterior complements other Simonton ProFinish® Contractor series windows.
- Miter-cut welded frame ensures weather-resistant performance.
- Welded sash glides effortlessly on mar-resistant rollers for trouble-free operation and lifts out for easy maintenance.
- Interlocking meeting stile provides a tight barrier against wind and rain where sash meet.
- Extruded pull rail provides a streamlined interior appearance with clean, continuous lines.
- Multiple weather seals at all locations offer increased thermal efficiency.
- Available removable meeting stile allows drywall to be passed through the opening with ease.
- Available in Single or 3-lite configurations.
- Can be ordered custom-built to exact measurements.



*All Contractor series windows feature an integral J-channel for siding applications.*




## A NEW ANGLE ON NEW CONSTRUCTION.

### CASEMENT AND AWNING

**W**ith a variety of options and configurations, Simonton ProFinish® Contractor Casement and Awning windows are among the best in the industry. Featuring integral, pre-punched nailing fins for easy installation and a J-channel frame design for siding applications, they're ideal for any new construction application.

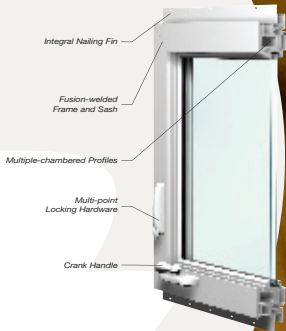
- Sash on Casements extend to a full 90 degrees\* on corrosion-resistant hardware.
- Beveled exterior complements any style home.
- 3/4" insulating glass unit with Intercept® spacer system for improved thermal performance.
- Extruded screen frames with integral screen track channels for a streamlined interior.
- Multi-point locking mechanism secures the window with one easy-to-use handle.
- Three independent weathering lines surround sash for a tight seal.

**N**o-hinge, Fixed Unit windows are available to complement Casement and Awning styles.



*The non-operating Fixed Unit style matches the profiles and aesthetics of operable Casement and Awning windows.*

*\*Sash on Casements that are 17" or less in width only open to 45 degrees.*



*Operable Casement windows provide maximum ventilation by opening to a full 90 degrees\*.*



## THE SHAPE OF STYLE WITH SUBSTANCE.



*Used alone, Geometric windows can help make the homes you build completely unique.*

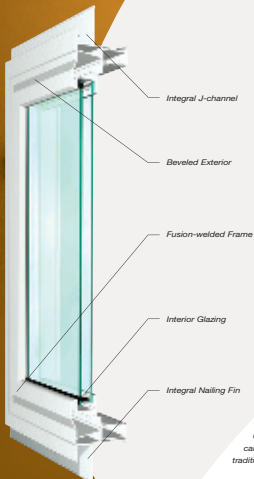
## PICTURE AND GEOMETRIC

**D**esigned to complement other styles in the Contractor series, Simonton ProFinish® Picture and Geometric windows offer the styles and shapes that set projects apart. And with many of the same popular features found in other Simonton ProFinish® windows, substance need not be sacrificed for style.

- Integral J-channel configuration.
- Custom sizing options.
- Beveled exterior matches exterior of other ProFinish® windows.
- Available in many stock sizes to meet every specification.
- Many shapes as well as custom designs available.

### SHAPES

- Half-round
- Triangle
- Quarter-round
- Octagon
- Eyebrow
- Trapezoid
- Circle
- Oval
- Gothic



*Geometric windows can be combined with traditional style windows.*





## OPEN THE DOOR TO NEW POSSIBILITIES.

### PATIO DOORS

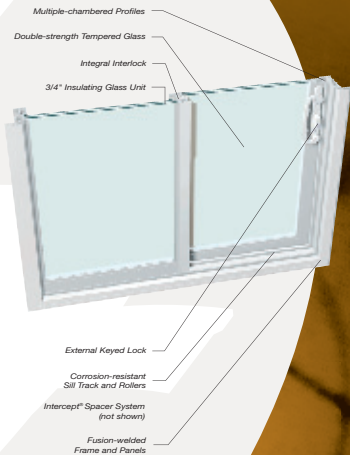
**T**he Simonton ProFinish® Contractor Patio Door offers dependability, performance and beauty.

Extruded vinyl for strength and advanced thermal performance combined with an integral J-channel for more flexibility in siding applications make the Contractor Patio Door one of the most attractive on the market today.

- Corrosion-resistant rollers for smooth operation.
- Attractive angled exterior.
- Integral, pre-punched nailing fin provides easy installation.
- Sloped sill design directs water away from home.
- Dual weatherstripping around perimeter of door panel protects against air and water infiltration.
- 3/4" tempered glass and Intercept® spacer system provide increased thermal performance.
- Single-point locking system securely locks door panels.
- Exterior keyed lock permits the door to be locked and unlocked from the outside.
- Adjustable screen rollers for smooth operation of screen.

#### OPTIONS

- ProSolar™ soft coat Low E Glass with an Argon gas fill
- Stainless steel panel rollers
- Multi-point locking system
- Foot bolt
- Tan interior/exterior
- Driftwood interior/exterior
- Brass hardware
- Available hardware packages create an upscale look and complement your home's décor. Available in four distinct finishes - Antique Brass, Brushed Chrome, Mineral Bronze, and Polished Brass.



The Patio Door design complements the aesthetic style of the entire Contractor series window line.



## WHAT YOU WANT, DESIGNED TO FIT WHAT YOU NEED.

### OPTIONS

**S**imonton ProFinish® Contractor series offers the options that allow more flexibility than ever before.

#### GRIDS

Grids are available in a variety of patterns. Choose from flat, sculptured (available in either 1" or 5/8" widths) and brass sculptured. Not all grid styles are available in all patterns, so use the chart at the right as a comprehensive guide.

#### GLASS

Optional ProSolar™ soft coat Low E glass with an Argon gas filled insulating glass unit provides the advanced thermal performance homeowners demand. Glass is also available in tempered, tinted bronze, tinted grey and obscure.

#### ENERGY STAR



As an ENERGY STAR partner Simonton Windows® understands that smart choices can reduce energy

bills and conserve energy. That is why every Simonton window and door either qualifies or can be ordered to meet ENERGY STAR guidelines in all areas of the country. Meeting the U.S. Department of Energy's strict criteria, ENERGY STAR qualified windows and doors save energy and money, increase the comfort of your home and protect your valuable possessions from sun damage.

#### HARDWARE


Contractor windows and doors come with matching streamlined white, tan or driftwood hardware. For a more upscale look, elegant brass hardware is available.

#### WOOD AND QUICK TRIM® JAMB EXTENDERS

For quicker and easier finishing, Simonton ProFinish® Contractor windows and doors can be ordered with pre-attached wood or Quick Trim® jamb extenders. Field-ready, the wood bucks are available in finger-jointed primed, clear pine and oak. Choose from 6-9/16" for 2 x 6 construction applications or 4-9/16" for standard 2 x 4 construction applications. Quick Trim® jamb extenders, made of cellular PVC, are available in matching sizes and come in Clearwood®, white, tan or driftwood.



For easy installation, windows can be ordered with pre-attached jamb extenders.



Wood and cellular PVC jamb extenders are available in a variety of colors.

## COLOR OPTIONS



White

Tan

Driftwood

## GRID STYLES



Flat



Sculptured



Brass  
Sculptured

## GRID PATTERNS



Colonial



Diamond



Prairie  
(Single or  
Double)



Perimeter  
(Single or  
Double)



The elegant line of this Archtop window with flat Colonial grids is the perfect accent to the whirlpool bath.

## GRID CHOICES

	White Flat	Tan Flat	Driftwood Flat	White Sculptured	Tan Sculptured	Driftwood Sculptured	Brass Sculptured
Colonial	<input checked="" type="checkbox"/>	<input checked="" type="checkbox"/>	<input checked="" type="checkbox"/>	<input checked="" type="checkbox"/>	<input type="checkbox"/>	<input type="checkbox"/>	<input checked="" type="checkbox"/>
Diamond	<input checked="" type="checkbox"/>	<input checked="" type="checkbox"/>	<input checked="" type="checkbox"/>	<input type="checkbox"/>	<input type="checkbox"/>	<input type="checkbox"/>	<input type="checkbox"/>
Prairie	<input checked="" type="checkbox"/>	<input checked="" type="checkbox"/>	<input checked="" type="checkbox"/>	<input checked="" type="checkbox"/>	<input checked="" type="checkbox"/>	<input checked="" type="checkbox"/>	<input checked="" type="checkbox"/>
Perimeter	<input checked="" type="checkbox"/>	<input checked="" type="checkbox"/>	<input checked="" type="checkbox"/>	<input checked="" type="checkbox"/>	<input checked="" type="checkbox"/>	<input checked="" type="checkbox"/>	<input checked="" type="checkbox"/>

## STYLE OPTIONS



Single Hung



Double Hung



Slider



Casement



Picture



Geometric



Awning



Patio Door



For homeowner peace of mind, ProFinish® Contractor windows and doors feature a Lifetime Limited Warranty on vinyl and a 20-year warranty on hardware, screens and glass.

